



President's Message

This is retreat time ladies . Halloween and hearts.

The 1st Thursday of November we will be passing the hearts along and the Quilt.



Comox Valley Schoolhouse Quilters' Guild

www.schoolhousequilters.com

Membership

Thank you for those who have renewed their membership.

If you haven't renewed, you can send your cheque by mail to our address :

2674 Dunsmuir Ave, Cumberland, BC V0R 1S0,

or bring your cash or cheque to the hall on Thursdays and the membership committee or executive member will be happy to help you.

After the meeting on October 5th the membership roster will be updated and submitted to the website administrator.

Please send me if you have any changes to your information.

All renewed members will be receiving the new password by email.

Don't miss the many fun workshops, retreats and weekly "Sew Days".

Hope to see you soon.

Sharon

Membership Chairman



Comox Valley Schoolhouse Quilters' Guild

www.schoolhousequilters.com

November Quilt and Craft Sale

We are once again looking forward to our annual Quilt and Craft Sale.

We have booked the Courtenay Lawn Bowling Clubhouse for our annual Quilt and Craft Sale on **Friday and Saturday, November 3rd and 4th, 2023**. Our previous sale here was very successful, so we plan to follow the same format. We know that many of you participate in crafts other than quilting. We have a fairly large space all to ourselves so are encouraging you to include any other craft items you make in our sale.

While we do like to have a significant Christmas presence, it is not restricted to that; many people like to pick up birthday and other gifts as well. We love to have quilts for sale, but smaller pieces are our best sellers.

Just a reminder... this is a guild members' sale, so it is not appropriate to be selling things that your friends, spouses, business partners etc., have made.

We do hope that many of you will choose to participate this year.

If you are interested, please contact Anne McCullough (aemccul@gmail.com) or Jan Hill (janpeterhill@yahoo.ca) and we will pass on the details to you.

Happy quilting; looking forward to seeing you all soon!



Now Open

It has been a big job, but the library update work has now been completed and you are encouraged to check out all the available resources. To re-vitalize the library, many old books that were outdated and had not been taken out in several years have been removed (195 books to be precise) – this allows room for newer and more relevant materials. We have already added 40 new books for you to explore and no doubt will have more to add as time passes. We still have 500 books to tempt you. All books have been assigned to a Category (subject matter) to assist you – we have 24 categories at this point (such as Applique - Art Quilts - Beginner Quilting, - Babies & Children – Scrap Quilts - special techniques – and many others). Thanks to Lois who provides an in-depth look at a specific book in each newsletter.

The Webpage also has a Library Section – under “Members Only”- where you will find a complete listing of all the books – sorted by number / by title / by author / by subject matter to help you find what you are interested in. Paper copies of these same sorted lists are available in duo-tangs in the Library at the Hall.

Don't know how to sign out a book? Consult the lists mentioned above in order to know what number the book is --- the books are in numerical order – find the book you want. If you wish to check out the book – remove the card in the book – date and sign it – and then place the card in the large binder... this is like a photo album binder and has pockets which are labeled with number & name of each book. Put the signed card in the correct pocket. When you return the book – just find your book's card again – date and initial that the book is returned – put the card back in the book and put the book back on the shelf. If you need assistance, ask one of the Guild Members to show you.

Is there a subject matter – or a book you would like to see the Library obtain? There is a sheet on the inside of the cupboard door where you can request the book be obtained. If you have a book at home that you would like to donate to the Library – please see Diane Cave or Susan Tutt.

Book Sale - coming soon for all those books that have been removed from the library that some of you might want to add to your home collection.

Diane – Susan – Jean - Beth

Your Library Committee

(Continued on page 5)

Comox Valley Schoolhouse Quilters' Guild

www.schoolhousequilters.com

It's a Scrap Summer Challenge

Reminder for November meeting program and building blocks book by Melissa Marginet

At our May business meeting Christene, Colleen, Sharon and I displayed and talked about the purpose and process of Scrap Management. We shared ideas and showed quilt projects, string blocks and crumb blocks, and pillow covers. The notes from the presentation are in the June Newsletter.

As an added incentive to try out some of the scrap management ideas you saw at the presentation, we threw our 'It's a Scrap Summer Challenge'. We asked you to make an item from your scraps to bring to the November business meeting for Sew and Tell. It doesn't have to be big, and it doesn't have to be quilted, but it does have to be made with scraps. November is just over the horizon and we're looking forward to seeing what you have created with your scraps. There will be a prize for the winner of this challenge!

Melissa Marginet has a new book available this year, 'building blocks'. And I want a copy! The book is described as demonstrating an 'innovative technique with minimal fabric waste' that is 'fat quarter friendly'. There are 'multiple block size options' resulting in 'infinite design possibilities'. If you think you might be interested in purchasing a copy (\$25.00), I am compiling a list of interested members to do a bulk order. I have a borrowed copy that I introduced at the September meeting. You can check it out on sew days, or have a look on Melissa's website www.melissamarginet.ca

We have done a bulk order of books from Melissa in the past, for the walking foot quilting workshop last year. She is still offering free shipping for an order of 10 books or more; and is happy to include her other titles in this order. I would like to send the order off in October, so please let me know if you are interested.


Clare

HAW 2023 Challenge Block


block no. 880
Squared
by Kelly Bowser
kelbysews.blogspot.com

Page 447
Quiltmaker's 1,000 Blocks
Block Size: 12.5" Unfinished
No Blacks or Whites

Sewn on a Symphony
by Babylock.



15 Assorted Solids
from 9
1 square (A) $2\frac{1}{2}'' \times 2\frac{1}{2}''$
from 7
2 squares (A) $2\frac{1}{2}'' \times 2\frac{1}{2}''$
2 rectangles (B) $2\frac{1}{2}'' \times 6\frac{1}{2}''$
from 2
2 rectangles (C) $1\frac{1}{2}'' \times 2\frac{1}{2}''$
2 rectangles (D) $1\frac{1}{2}'' \times 4\frac{1}{2}''$
from 7
2 rectangles (D) $1\frac{1}{2}'' \times 4\frac{1}{2}''$
2 rectangles (E) $1\frac{1}{2}'' \times 6\frac{1}{2}''$
from 2
1 square (F) $4\frac{1}{2}'' \times 4\frac{1}{2}''$



Block Piecing

Comox Valley Schoolhouse Quilters' Guild

www.schoolhousequilters.com

Workshops

September

- Raelene demonstrated how she uses Golden Threads paper – This was presented twice and well attended. One of the interesting notions Raelene mentioned was a “Proportional Scale Wheel”. With this handy notion you easily figure out how to increase or decrease the size of any image you want – be it for your quilting designs or for applique images. **GOOD NEWS !!!!** We have been able to source these – Huckleberry’s will bring them in – approximate cost of \$ 10.00. If you are interested in having one of these – please phone or email Huckleberry’s and get your name on the list !!
- A Free Motion Quilting Class for Beginners with Gayle Hampton was held on Sept 23.

October

- Thursday Oct 12 – about 10 am Coby Sherstone will show us how to make the “Turning Twenty – again” Quilt. You saw two samples of this quilt at Sept. Show & Tell so look for photos of those in this newsletter. Workshops has purchased the pattern booklet for this quilt – which will soon be available in the Library for those who want to make their own version – but for those of you who prefer your own copy – Huckleberry’s has now brought in some of these booklets

November

- Thursday Nov 9 – at 10 am and a repeat at 7 pm Sandi Lloyd-Harasym will speak about how to prepare your quilt to be long-armed So bring all your questions to what I am sure will be a very helpful discussion

Look for Workshop Information – in the newsletter – posted on the Information Board at the Hall – on the webpage – and a report is given at each monthly meeting. We continue to receive more suggestions for topics – so look for more opportunities in the coming months. We hope to present some topic as a Drop-In learning experience every second Thursday of the month --- and either half day or full day Workshops when Topics ~ Instructors ~ and Hall rental opportunities all align. Sandra Longland has stepped down from Workshop Committee and we thank her for her involvement this past year. If anyone is interested in assisting us with this Committee – please let us know.

Thank You – on behalf of Workshop Committee – Raelene and Jean

Comox Valley Schoolhouse Quilters' Guild

www.schoolhousequilters.com

Community Quilts News - October 2023

Sandy Schille delivered 38 quilts to The Transition Society on Sept. 1 - 13 children's (8 boys & 5 girls) and 25 adult quilts.

There are kits for Breast Cancer Comfort Kits in the storage room at the hall. The basket is marked "Breast Cancer Kits". The kits have all the materials used in the kits as well as instructions. **There are lots of kits - so pick up a few to take to retreat!** The completed kits can be returned to the same basket.

Suggested Sizes for Community Quilts

Seniors (The Views) 40" x 50" or 45" square

Adult lap (Lilli House) 45" x 60"

Children' 40" x 50"

Senior Quilts - are a smaller size because they are easier to use with a wheelchair, and are given to women and men.

Transition Society (Lilli House) - mostly young women with children of all ages.

Quilts of Valour - please check with quiltsofvalour.ca website for suggestions

Comox Valley Schoolhouse Quilters' Guild

www.schoolhousequilters.com



We are located at:
1930 Ryan Road East
Comox, BC V9M 4C9
Contact us at:
(250) 339-4059
or Toll Free 1(877)339-4059
email: huckleberrys@shaw.ca

You can also find us on:



BERNINA
790 Crystal Edition
NOW \$9999.00
Includes extras valued at
over \$4600.00!!!

Dancing Threads
QUILTING STUDIO

Longarm Computerized Quilting Service

Betty Kozak, 250-927-6904

Campbell River

Bettykozak2@gmail.com

Offering:

Edge to edge designs - Semi-custom quilting

By appointment only

Comox Valley Schoolhouse Quilters' Guild

www.schoolhousequilters.com

Lorraine's Stitches

Specializing in edge to edge patterns using computer guided stitches.

Drop off and pick up close to Courtenay available.

I enjoy bringing beautifully pieced tops to a treasured quilt.

Lorraine



Long Arm Services

\$0.03/Sq Inch

Contact

Lorrainesstitches@gmail.com

604-445-1584

BIB n' TUCKER QUILTING

Closing out continues

Fabric Discounts up to 70% off

Final regular scheduled day

Saturday Sept 30

Sign up for the newsletter @

[www. bibntucker.com](http://www.bibntucker.com) to find out

the pop up opening dates in

October , November and

December

1006 Craigflower Road Victoria BC V9A2Y1
250-386-6512 (Tues- Thurs 11-3, Sat 12-4 **until Sept 30**)

Comox Valley Schoolhouse Quilters' Guild

www.schoolhousequilters.com

Camp Homewood Retreat

October 18th – 22nd, 2023

Full payment is now due for those signed up for the October retreat.

There is still space available if anybody is interested.

Arrival time is 11am on Wednesday, no early birds please.

The ferries from Campbell River . . . 10:00, 10:25, 10:50, 11:15, 12:15, 12:40.

Please remember to bring the following:

- Items you wish to donate to the silent auction (good quality)
- Cash / cheques to pay for items you purchase from silent auction
- Cash for staff donation (tip envelope will be at my workstation)
- \$3 cash to purchase buttons for dice game
- 10" squares (3) in sky blue or forest green, tone on tone or prints that are mostly blue or green, or solids.

Bring your projects and lots of enthusiasm! We are looking forward to spending time with all of you.

Beverly, Terry, Janis



The Cloth Castle
786 Goldstream Ave
clothcastle.com
250.478.2112

- Fabric Friday save 15% off fabric
ONLINE & IN-STORE
online discount code
FRIDAY15

Visit our website to shop online!

CAMP HOMEWOOD RETREAT

October 18th – 22nd, 2023

Lots of good beds left. Please sign up now.

The cost per individual for the **four** days will range from \$340. to \$432., depending on the room you choose. These rates are currently an approximation as there is generally a rate increase each year starting with the October retreat. The starting range includes the three non-updated private rooms in the guesthouse, as well as bunk style dorm rooms in the main lodge which sleep up to 7. However on average there are usually anywhere from 2 to 5 in these rooms. Individuals in these rooms have shared bathroom/shower facilities. There is a separate handicapped washroom available to any that may require ease of access to toilet or shower. There are also newer rooms available which sleep up to 3 and have their own washroom, including shower/tub. The cost of these rooms per person will depend on how many are sharing. All prices include 3 meals a day, along with snacks in the evening consisting of cookies/squares, fruit, coffee, tea, and hot chocolate. The meals at Camp Homewood are plentiful, with lots of selections at each meal . . . you will never walk away hungry!

If you have never been to a retreat at Camp Homewood we urge you to give it a try. It is a lot of fun and a great way to get to know your fellow quilters. In the past we have seen a number of quilters who have attended retreat for the first time, and we continue to see more of them becoming regulars. If you wish to sign-up or for further information please contact one of the retreat coordinators listed below. Our contact details can be located on the guild website under "retreats" or by viewing the membership list.

A \$50 deposit is required upon registration with the balance due the beginning of October. We look forward to seeing all of our regulars as well as some first timers for the upcoming retreats. For those of you that plan ahead the spring retreat is booked for February 21st to 25th, 2024.

Beverly Luck
Terry Vadeboncoeur, Janis Davis

Comox Valley Schoolhouse Quilters' Guild

www.schoolhousequilters.com



Langford-
117, C2401 Millstream Rd.
[@blacksheeplangford](#)



Duncan- 180 Trunk Rd.
[@blacksheepduncan](#)

Courtenay- 2175 Cliffe Ave.
[@blacksheepcourtenay](#)

Oct. 1st.-31st.:
Halloween Fabrics-
30% off Reg. Price



New! Black Sheep Loyalty Stamp Card!
Sign up for email updates to
start a Stamp Card, then
*Buy 12m & get 1m Free!
*Some exclusions apply, see instore



Snip & Stitch
SEWING CENTRE
NANAIMO

#1-4047 Norwell Drive
Nanaimo, B.C. V9T 1Y6
1-800-789-1730
www.snipandstitch.com

"Like" us on facebook
Snip & Stitch Sewing Centre



Follow us on Instagram
@KathySchroter



2023 SAVINGS 20% OFF
ALL REGULAR PRICE MERCHANDISE
Excludes sewing machines, furniture
and all items ending in .99
Bring Coupon to Redeem. Cannot be
combined with other offers.
Expires Dec 22/2023

Comox Valley Schoolhouse Quilters' Guild

www.schoolhousequilters.com



We are looking forward to another year of making coffee and tea and serving goodies at the meetings. The charge has remained at \$5 for the year or 50 cents a cup.

This fee also covers you for sewing days so it is a real bargain if you pay the \$5.

We will also be putting on the Christmas and year end parties and we thank everyone for their help at these events.

If anyone wants to be more involved with the parties we would welcome your ideas or assistance.

Kathy will be away for the first meeting, but Colleen will be there and would welcome any extra hands in the kitchen.

Thank you

Kathy Rankin
Colleen Barker

Luminous Landscapes

Gloria Loughman

C + T Publishing 2007

Guild library #72

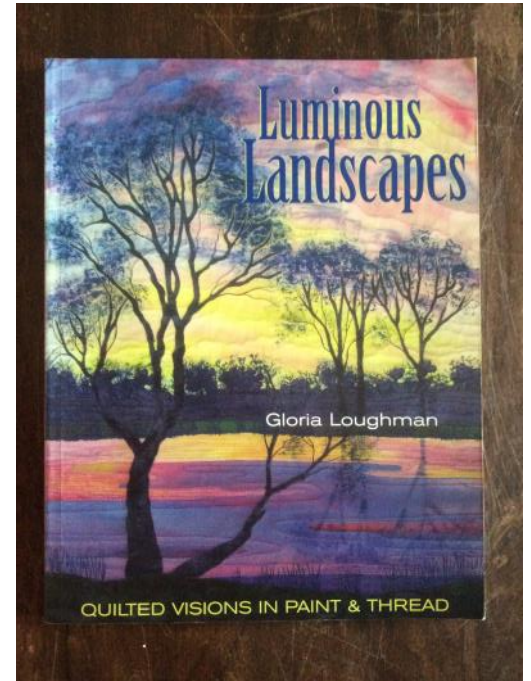
It is a joy to find 'Luminous Landscapes' in the Quilt Guild Library. Unlike Gloria Loughman's later books, this book covers a wider range of subjects and is a font of information, all presented in a clear, easygoing style.

Focus of the book is on you designing your own landscape quilt. Be it realistic or artistic, Gloria shows the need for using rules of design (focal point, balance etc) to achieve your intended results. She uses varied sources of inspiration such as your photos, books, postcards and holiday brochures, which then give an idea of key elements which need to be put together. Sketching different placements of those elements, such as using guidelines concerning perspective, light and contrast will assist in determining which is the best sketch.

Color is dealt with in the usual manner - color wheel, terms used to describe color and color schemes. But what a great use of photos and especially use of photos of her own artwork to explain meaning.

It is unlikely you will find commercially dyed fabric in the exact colors you need. Then paint fabric! There are fabric paints on the market which give a soft 'hand' to your fabric. However, acrylic paint, readily available, can be used (stiffer 'hand', but you aren't going to be wearing your quilt, are you?) and can be easily watered down and/or combined to obtain the desired color. Techniques for painting sky, water, clouds, even creating lightning are clearly demonstrated.

Using your sewing machine is fully covered (no hand applique here!). 'Stitching Techniques' pgs 38 - 50 are invaluable ways to use thread. Construction methods are fairly standard for appliquéing pieces to a background. I notice Gloria is beginning her jour-



(Continued on page 16)

Comox Valley Schoolhouse Quilters' Guild

www.schoolhousequilters.com

(Continued from page 15)

ney into using mosaic, which she develops extensively in later books. Of course she also shows fused construction.

Do you want trees and foliage? Here are 10 pages devoted to the subject with hints on getting lifelike appearance through painting, stitching and addition of fussy cut foliage. Reflections in water, fussy cut rocks and stitching grasses are included.

With a gallery of students' work and three projects at the end, this book is a primer for making your art quilt. Superb photos and clear instructions abound, a mark of a very good reference book.

Enjoy!

Lois W.

What's in a quilt?

Well I put snuggles and kisses and lots of love in quilts for my family. I gave a quilt to my daughter several years ago and I told her it was a magic blanket and would make her feel better when she was away at University. So she has kept that quilt since then almost 20 years ago I think.

A few weeks ago her daughter Shay was sick and Mom gave her the "Magic Blanket" for her to cuddle and said it will make her feel better although she was skeptical she snuggled in to it. 😊. Her older sister Kacy, came into the room and, without me saying anything, she says "wow you got the magic blanket! Shay it's going to make you feel so much better!" 😊 Shay looked more impressed. Then Kacy says "I just can't figure out how the blanket works... It must be all the snuggles and kisses that nana squeezed into it" 🤔

We all put lots of love and care into our quilts and it warms the heart when I hear how that love helps even a little even though we live far away. ❤️ . Happy sewing everyone. 😊

Sharon H.

Happy October Birthday



Linda	Bollinger	10-3
Sam	Crewe	10-6
Louise	Argyle	10-14
Joan	Brickman	10-16
Jean	Lewis	10-17
Jeanne	Mustard	10-24
Linda	Hamilton	10-29
Kim	Hammond	10-31

Comox Valley Schoolhouse Quilters' Guild

www.schoolhousequilters.com



105 Nored Plaza
6750 N Island Hwy . Nanaimo, BC
250-390-3602. www.sergesew.com

Authorized Dealer for PFAFF & BABYLOCK
Sewing machines, sergers & machine repairs.

*New arrivals weekly

* We carry a large selection of hardware, notions, patterns and fabric for BAG-MAKING!

* Check out our monthly newsletter for specials & class schedule:

www.sergesew.com



Kismet Quilts'

Halloween Spooktacular

Friday & Saturday, October 13 & 14
Scratch & Save 15-50% in store.

Shop online from October 12th - 15th,
and use coupon code SPOOKY20
to get **20% off** your order.

(applies to regularly-priced merchandise)

www.kismetquilts.com

Comox Valley Schoolhouse Quilters' Guild

www.schoolhousequilters.com

Membership Dues 2023—2024

Time once again to submit your membership dues. We are so lucky to have the hall every Thursday from 9 to 9, not many guilds do.

Membership dues are \$60 and please fill in a NEW form with current information and submit with your payment.

Membership form can be found on the first page of our website, just scroll down, click on the link and print the form.

www.schoolhousequilters.com

Looking forward to seeing everyone at the guild.



Newsletter Advertising:

To advertise in the newsletter please contact Hope Rychkun for rates. Submit advertising by the **15th** of the month for inclusion in the next month.

editor@schoolhousequilters.com

Newsletter Deadline:

Please submit all entries for the newsletter by the **20th** of the month for inclusion in the next month's newsletter.

Submit articles to Hope (current editor) using the email:

editor@schoolhousequilters.com

Normally our guild meets every Thursday from 9:00am to 9:00pm for quilting at the Cumberland OAP Hall.

General Meeting (September to June) on the **1st** Thursday of each month at **6:30 pm**

Executive Meeting (September to June) **3rd** Thursday of each month at 1:00pm

Our Website:

www.schoolhousequilters.com



Meeting Refreshment Goodies



This revised schedule takes us into the two meetings in December and June that are "pot Luck".

Please remember to bring your own mug. Fee is by donation and recommended at \$5.00 for year (or 0.50 per cup).

New schedule for goodies donations for refreshment table at our monthly meeting is as follows:

LAST NAMES STARTING WITH

SEPT	A, B, C
OCT	D, E, F
NOV	G, H, I
DEC	ALL - POTLUCK DINNER
JAN	J, K
FEB	L, Mc and Mac
MAR	M
APR	N, O, P, Q, R, S
MAY	T, U, V, W, X, Y, Z
JUNE	ALL - POTLUCK DINNER

Show n Tell

Guess who turned 80?



Comox Valley Schoolhouse Quilters' Guild

www.schoolhousequilters.com

More Show n Tell



More Show n Tell



Comox Valley Schoolhouse Quilters' Guild

www.schoolhousequilters.com

More great pictures



Raelene's Demo





I NEED YOUR HELP

What to do if:

- 1.** You didn't receive the current newsletter
 - contact **editor@schoolhousequilters.com**
 - orcheck our website on the Newsletter page
- 2.** You don't know the new website Members Only Password or forgot what it is
 - contact **Membership**
- 3.** Any changes to your membership information such as phone number, home address or email
 - contact **Membership**



SUNSHINE



I am so glad to see more quilters coming out each week for sew days.



It seems as if all our precautions have paid off as I have not heard of any members that have been very ill.



Please do not forget to call or email me if you have heard of anyone that needs some sunshine.



Thank you so much for the donations of the cards. We are grateful for the card donations, and it makes my job easier. We have a good supply of cards for now. Don't forget to send along the info so I can send along a note of cheer.



It has come to my attention that some members are needing assistance in getting out to a meeting. Please let the executive know so we hopefully find some help for you.



**Thanks, stay safe and healthy
Florence**



Email me at:



sunshine@schoolhousequilters.com



Comox Valley Schoolhouse Quilters' Guild

www.schoolhousequilters.com

Guild Member's Personal Information

If you need to contact any of our guild members, executive or committee members please go to the **Members Only** page and then to **Memberships** on our website for the most up to date list of all email, addresses and phone numbers of current guild members. Remember you will need to be a paid member to get the userid and password to enter this area.

To protect the privacy of our guild members' personal phone numbers or email addresses will not be published in the newsletter unless specifically requested by the committee member. Most committees have a guild email address that is redirected to their personal address.

If your committee does not as yet have one or you are organizing a special event please send an email to our webmaster using

webmaster@schoolhousequilters.com

to request one.

As a paid member you have received the login and password for this members only section.

For newsletters you do not need to login to the Members Only section.

They are available on the main page and you will also receive the file (pdf format) via email from our Secretary.

Personal Information Changes

Please notify the Membership Committee of any changes to your email, phone number or address.

The Membership Committee will then pass this information on to those who need the information to update email lists, and membership files.

Keep your information up to date in order to receive email regarding guild events.



Comox Valley Schoolhouse Quilters' Guild

www.schoolhousequilters.com

Executive & Committees 2022–2023

President	Debbie Maxwell	Treasurer	Peggy Hawkins
Vice-President	Clare Ireson	Secretary	Marlene Hooper
	Past President	Diane Cave	

Community Quilts	Coordinator—Myra Shearer	
Comox Valley Transition Society	Sandy Schille	
Breast Cancer	Myra Shearer	
N. Island Health Newborns	Coby Sherstone	
Seniors	Heather Hodge & Joan Gurney	
Teddies & Toddlers	Gladi Lyall & Carreen Webber	
Pregnancy Care Centre	Nerissa Thomas	
Quilts of Valour	Nerissa Thomas	
Hall Open & Close	Carol Metner, Judy Morrison & their teams	
HAW	Hope Rychkun	
In-House Draws	Brenda Levirs	
Library	Beth Ritchie & Diane Cave	
Membership	Sharon Hansen & Pat McEwen	
Newsletter	Editor—Hope Rychkun	Advertising—Hope Rychkun
Photography	Barb Messer	
Programs Part Time Facilitator	Judy Morrison	
Refreshments	Kathy Rankin & Colleen Barker	
Retreats	Janis Davis, Beverly Luck, Terry Duval	
Sunshine	Florence Labrecque	
Village of Cumberland Liaison	Diane Cave	
Website	Hope Rychkun	
Word Search Puzzle	Bev Michaluk	
Workshops	Raelene Robertson & Jean Lewis	

Name: _____ Date: _____

HOUSEKEEPING FUN

W M D P C D O O P M A H S N X T M H O T R L Q C
V W D A S Y C E D M B N C H S J E V P N E H X G
D J L O X E R N N I K S G B C I Y K R T T R N N
E W M S B M B R A A D L I R P L A X N O Z R W I
H A F Y T R I D L A P S F G J S W V L A N F I P
C P F B X M P H S W S H I N E I S C V E L N W E
E N I X B L X O I Y T C F W O H H C F G S B B E
G W O L L I P U E D E O A G E S A G Y P V S P K
A V P I Q J Q S R Q E N I C A D C N E I W A I E
Q E A C M P N E U Z H D H W J T M C D J G H W S
L K G C V Y S M S O S I R C O F T U A T L K M U
A N B D U S T A A U Q T H E Y O Z L Y V O F B O
U J E I V U W N E A L I O O R K I G U I F W T H
N B E D H L M Z R R P O Z T I W N X Y Y R K E T
D K A G J O S S T N A N F O G G E R H J E G F L
R M A P M A A U I Q T E H C I A R G N A N X X I
Y W C K F G N S J L A R H D H B W X D L S I O L
S P H X S I I G F K Z T A M H T A B I I T G E Q
Z U Q K H K T G I P K K P V B Y K B R G B W A I
E E Q C B C I N T O I L E T P A P E R K O N C R
A V V V S K Z D A M H K D O M V V K E T L V Y L
M N Q E U G E G V E D S R O Q R Q N J T J V W M
C O X X D M R J M K L M P Q O P Q H O H I J D Y
B D K Z I Q Y O Z G H C N K S O L V T J G T T K

LAUNDRY
GRA
SHINE
BED
SANITIZER
BATHMAT
DIRTY

TREASURE ISLAND
RAGS
DUST
PILLOW
SOAP
HAND TOWEL
CLEAN

INSPECTOR
MOP
VACUUM
BLANKET
CONDITIONER
TOWEL
HOUSEKEEPING

HOUSEMAN
TOILETPAPER
SHEETS
FOGGER
SHAMPOO
WASHCLOTH