



May 2025

President's Message

I often wonder, "where did my love of fabric come from"? It's always felt like it's been a part of me. I remember how my mom would go to night school when I was just a little girl, learning how to sew. She would make us matching outfits, and we were always going to fabric stores, looking, touching, dreaming. The feel of fabric in my hands became something familiar and comforting. We'd plan what we were going to make next, and even as a child, I was hooked.

I learned to sew in school and back then it was actually part of the curriculum! And in my early 20s, I enrolled in the Helen Lefaux School of Design in Vancouver, dreaming of becoming a fashion designer.

But shortly before school started, I got pregnant with my first son, and life gently nudged me in a different direction. Still, the love of fabric stayed with me. I kept sewing, took classes along the way, and then—I discovered quilting. I took my first quilting class in the mid-nineties and never looked back.

It wasn't until I was about 10 years old that I met my grandmother. She was a Mennonite living in Russia, and after my parents found her, they brought her to Canada. My grandmother always sewed. It was how she survived after the war, by sewing for others. When she came to Canada, she made quilts and donated them through her church.

So maybe that's where it all came from. Maybe it's in my blood, passed down through generations of women who stitched their lives together with fabric, thread, and love.

Happy stitching everyone ♡



Comox Valley Schoolhouse Quilters' Guild

www.schoolhousequilters.com

Your One Stop Quilting and Sewing Machine Store on Vancouver Island!



2025 SAVINGS - 20% OFF
ALL REGULAR PRICE MERCHANDISE

Excludes sewing machines, furniture and all items ending in .99
Bring in this Coupon to Redeem.
Cannot be combined with other offers.
Expires June 30th, 2025

OPEN: Tues.-Sat. 9:30-5:30
CLOSED: Sun. & Mon.

"Like" us on facebook
Snip & Stitch Sewing Centre



Follow us on Instagram
@KathySchroter



Snip & Stitch
SEWING CENTRE
NANAIMO

#1-4047 Norwell Drive
Nanaimo, B.C. V9T 1Y6
1-250-756-2176
1-800-789-1730
info@snipandstitch.com
www.snipandstitch.com

Authorized Dealer of:



105 Nored Plaza
6750 N Island Hwy . Nanaimo, BC
250-390-3602. www.sergesew.com

Authorized Dealer for PFAFF & BABYLOCK
Sewing machines, sergers & machine repairs.

- * New Kits available.
- * We carry a large selection of hardware, notions, patterns and fabrics for BAG-MAKING!
- * Restocked: Variety of colours of faux leather and corks.
- * Sew with friends at Social Sewing Day!



Workshop Report

Last month QAYG demo had 10 people learn the value of joining quilted blocks using Sharon Pedersen's method (Reversible Quilts -in our library). Many thanks to Sharon Hansen for bringing her reversible quilt which illustrated this method.

I was impressed when one observer told me that she loves coming to these demos because she ALWAYS learns a hint or tidbit that she can use in other situations. These hints are things that come from experience and you may never find them in a book.

May 8 demo – Fidget quilts - 10 am -Raelene

A fidget quilt can be used by people with dementia, and by young children. Join us to learn the numerous options and criteria for creating this practical item. We hope to make at least 12 for Ocean Front Village.

Come to learn and hopefully offer to make one.

June 13 – Paper piecing without tearing away your paper

– **Jean Lewis 10 am.** Details TBA

July 11 – HST – Barb Messer 10 am

We have all made HST. Come learn more tips from Barb

Details to follow in JUNE Newsletter.

Breast cancer bags

Reminder - Please bring in Completed Breast cancer bags and pillows as soon as possible so we can deliver 30 to the hospital.

Kits may be signed out/returned any Thursday.

Raelene

Comox Valley Schoolhouse Quilters' Guild

www.schoolhousequilters.com




Small Quilts

Vanessa - Ann Collection

Published by Oxmoor House 1989

Guild Library # 49



Many of us are likely to be quite familiar with the name "Vanessa - Ann". Since 1979 the Vanessa - Ann Collection has been prominent in Cross Stitch designs, but also has authored and/or co-published more than 150 titles on subjects from decorating and gardening to antique needlework.

We are fortunate to have "Small Quilts" from the Vanessa - Ann Collection. This book is a compilation of thirty small quilts designed by eight different designers. The quilts range from pieced to appliqued (or a combination) as well as stenciled and pieced, perhaps with a bit of embroidery added.

None of the quilts are even the size of a large baby quilt but each is 'fresh' in appearance and calls out to be hung on a wall or put in a large picture frame. These are not miniature quilts, but simply small quilts which would also look nice as table toppers or perhaps draped on the arm of a sofa. The intention of this book is to open your imagination to possibilities of combining fabric and buttons, color and trims, to create small works of art.

Each project lists the size of quilt, number of blocks and required materials. Color photos are inspirational, and printed patterns can easily be cut with a rotary cutter. Assembly is clearly described, down to how the designer quilted each project.

Comox Valley Schoolhouse Quilters' Guild

www.schoolhousequilters.com

(Continued from page 5)

Spring is, we hope, right around the corner, and spring quilts such as Pastel Tulips (pg. 34) or Springtime Stencil (pg. 56) seem to echo feelings of new beginnings. Summer quilts like Summer Flowers (pg 97) and In Full Bloom (pg 108) reflect the warmth and color of this season.

For a taste of fall, how about Autumn Leaves (pg 92) or Harvest (pg 103)? Harvest uses flat buttons to embellish the quilt giving a 3D effect. And winter - both Fir Trees (pg 60) and O'Christmas Tree (pg 87) are projects for the Christmas season. Interspersed between these seasonal quilts are many more intriguing designs.

Quick quilts and more elaborate quilts are all here to offer inspiration. Rather than spending a lot of money on new fabric for a queen size bed quilt, these projects require little fabric and hopefully less time to create. This may be a super break from projects which seem to take years of energy and money to produce. With spring arriving soon, perhaps a small project is just the thing to get those creative juices flowing!

Lois Warner

Comox Valley Schoolhouse Quilters' Guild

www.schoolhousequilters.com



We are located at:

1930 Ryan Road East Comox, BC V9M 4C9

Contact us at:

(250) 339-4059

or Toll Free 1(877)339-4059

email: huckleberrys@shaw.ca

Buy 1 metre or more of the same fabric
& receive 25% off
Wednesday, May 7-Saturday, May 10/25

Comox Valley Schoolhouse Quilters' Guild

www.schoolhousequilters.com

Breast Cancer Bags

Our hospital needs 30 Breast Cancer bags, that our guild makes, **every 3 months!**

As Myra has stepped down, Carol Metner, Raelene Robertson, and Janis Davis have taken on this committee's mandate.

To this end, every 3 months, we will be hosting a sew day where members may make one (or more) of these kits.

Instruction if needed, will be available on these days.

These will be held on July 10.

We shall be making kits on the first Thursday of those months in preparation for these sew days.

We are hoping that several of you will accept this challenge to make these much needed and appreciated items.

Raelene

[Click here for pattern & instructions](#)

Comox Valley Schoolhouse Quilters' Guild

www.schoolhousequilters.com

YEAR END POTLUCK DINNER

JUNE 12, 2025 at 5 PM



Our year end potluck dinner will be held on June 12th at 5 pm. We hope you can all attend!

Please bring the following items:

Plate, dessert bowl or small plate, mug, fork, knife, spoon and place mat.

Sweet or savoury dish (if your dish is gluten free please let us know so that we can provide a gluten free section for the members that require gluten free food).


For those who are participating in the President's Challenge please bring your completed item for Show and Tell.

If anyone would like to help us at the dinner please let us know at the May meeting or sew day.

If anyone needs transportation to the dinner please let Colleen or Kathy know and we will arrange a ride.

Comox Valley Schoolhouse Quilters' Guild

www.schoolhousequilters.com



Library Audit :

Library Audit was done on Thursday April 10 --- Thanks to all of you who returned books so that we could quickly & easily complete this annual check ! The Library is open for use as normal. We did discover a couple of things that need to be brought to your attention.

- please have a look around your rooms to see if you have these at home. They were not signed out so both the book and the card are missing.
 - # 49 Small Quilts – The Vanessa-Ann Collection

Missing Books 2

- # 389 Magic Stack-n-Whack Quilts



There were also 3 books still signed out & overdue we will endeavor to contact these folks to ensure they still have the book and either have them renew it or return it.

Reminder

- We found that many books (16) had been returned to Library shelf – but the sign out card remained in the Binder. Just a friendly reminder – when you return a book – please retrieve the sign out card from the binder and replace in the pocket in the book.

Rulers :

- We have a few books (for example " Thoroughly Modern Dresden" or " Once Upon a Time in X-Blocks Land") that require a special ruler. We have these rulers in the storage room – and we have added a notice on the book pocket to indicate this.
- We seem to be accumulating various rulers --- Diane's hubby, Chuck will soon be installing some more ruler hanging space in the store room – and when that is done, we will compile a listing of all the rulers that are available.

Library Committee – Diane, Jean, Beth

Comox Valley Schoolhouse Quilters' Guild

www.schoolhousequilters.com




Do you have a longarm/midarm, or do you enjoy machine quilting on your domestic machine? Quilts of Valour Canada (North Island) is in need of volunteers to quilt finished tops. QOVC provides the batting & backing. We have a lot of Vets in Comox, Courtenay & Campbell River who are deserving of these hugs.

A big thankyou to Spectrum Quilting for volunteering to long-arm some Quilts of Valour. Stephan did a great job & these quilts will be presented to deserving veterans in the Comox Valley. If anyone else in the Guild is interested in volunteering for QOVC, please contact me.

For more information, please contact Nerissa - quilterthomas@gmail.com
Thanks!

Comox Valley Schoolhouse Quilters' Guild

www.schoolhousequilters.com



Have you heard ???

President's Challenge this year is the " HST "

(half square triangle – one of the most common, most versatile quilt blocks).

What is your favorite layout for these ? – stars ? chevrons ? flying geese ? – or are you ready to try some new layout ? Do you have a preferred method for trimming these to size ? Sometimes, the options seem unlimited.

To Enter this year's President Challenge :

Register with Gayle Hampton – cost is \$ 5.00. If you complete your project by June, your \$ 5. is returned - --- but, if you don't – the money goes to Community Quilts

Use your scrap HST's from previous projects – or make new ones

Any size project will be accepted – as long as the main focus is HST (although you can include other blocks in your layout)

The Library has many MANY books / patterns to provide options and ideas for you.

Books can be signed out for 1 month periods – if you need to keep it longer, then please return it to ensure no one else has requested it – and then sign it out again.

To request a book – there are small post-it notes on the cupboard door – write your name on it and then stick it to the card in the sign out book

If you return a book and find a request on your sign out card – please let the person waiting know that you've returned it.

If you don't know how to sign books in / out of Library, just ask another Guild member of the process.

Diane, Jean

Community Quilts

L'Arche Comox Valley

Representatives from L'Arche Comox Valley attended our meeting in February to tell us about the programs they provide. They have 10 "live-in residents" as well as providing many activities to folks still living with family in the Valley. A request was received for 10 quilts – for the beds of those who live-in. This request was approved – and quilts have now been delivered to them. Thank you to all who contribute to Community Quilts and this project.

Fidget Mats

We have received a request from Ocean Front Village (that new facility at 29th & Cliffe). The Recreation Manager for the long term care area is looking for activities that the residents can connect with. Touch is one of the biggest senses that residents use - and fidget blankets are a wonderful way to present that.

The ideal fidget blanket is lap size (think large placement or Fat Quarter Size) – and have multiple types of fabrics, textures, etc. – but these must be **securely fastened** – and items that can be washed or wiped clean.

Bold patterns and prints are visually appealing to residents who may be experiencing cognitive decline or vision loss. Some residents like to find patterns like an 'eye-spy' game with some fabrics – pockets, buckles, ribbons are usually well received. Some gentlemen, though – who may be intrigued by them sometimes avoid trying these if patterns or materials are too feminine – so it would be great if some of our 'creations' have a more masculine options to engage those who are not immediately drawn to pops of colour.

A short discussion was held at the April meeting – and since the request is

(Continued on page 14)

Comox Valley Schoolhouse Quilters' Guild

www.schoolhousequilters.com

(Continued from page 13)

only for 12 of these, there was enough interest to proceed with this request. We all have lots of creative abilities, even though this is not usually what we apply those skills to. We hope to be able to fulfil this request by end of June.

Raelene will be doing a demo about making Fidget Mats soon – so read her Workshop Report. Hope you attend this session and see how easy and fun these are to make.

Community Quilts – Diane Cave



Canadian Themed Fabrics

Including New Arrivals

30% off Reg. Price

For the month of May!

Langford-

117, C2401 Millstream Rd.

[@blacksheeplangford](#)



Duncan-

180 Trunk Rd.

[@blacksheepduncan](#)



Courtenay-

2175 Cliffe Ave.

[@blacksheepcourtenay](#)



Black Sheep Loyalty Stamp Card!

Sign up for email updates to

start a Stamp Card, then

***Buy 12m & get 1m Free!**

**Some exclusions apply, see instore*

HAW 2025

CAMPBELL RIVER FRIENDSHIP GUILD

- THEME:** CELEBRATING CANADA
- SAVE THE DATE:** OCTOBER 18th, 2025
- LOCATION:** EAGLES HALL 1999 14th AVE. CAMPBELL RIVER
- TIME:** 10:00am-approximately 3:00pm
- COST:** \$25.00
- QUILT CHALLENGE:** "CELEBRATING CANADA "

I will have the registration form at guild meetings if you want to sign up and pay early.

Hope

This is the quilt block if you choose to make one. I have the pdf file and can share and I will put it on our website.



SUNSHINE

It is good to see so many quilters coming out to enjoy our Thursday sew days and business meetings. Hopefully this is an indication that we are all remaining healthy.

However, as we know, "life happens" and sometimes we all need a little CHEER.

If you know of any of your fellow quilters who are in need of a little cheer, for whatever reason, please do not hesitate to let me know.

Also, a reminder that if you know of anybody who would like assistance in getting out to a meeting, please let the executive know so we can arrange for that assistance.

Thanks, stay safe and healthy.

Beverly L.

Email : sunshine@schoolhousequilters.com



Camp Homewood Quilt Retreats

SQG Retreat at Homewood 2025

RETREAT

Homewood has been booked for October 1 - 5, 2025.

We will need a minimum of 30 people.

Deposit is \$100.

Full payment will be due by 26th of June 2025.

Please pay full amount, less your deposit by the 26th of June. Cash or cheque made out to Schoolhouse Quilters.

If you wish to pay by e-transfer, please e-mail me first.

I am usually at the Hall every Thursday or see Brenda or Debbie.

Thank you!

Barb

retreat@schoolhousequilters.com

Barb M.

Debbie

Brenda

[Guest Groups • Camp Homewood](#)

Christine Richardson from Fibre Expressions in Halfmoon Bay will have a Pop-Up Sale. If there is any items you are looking for, please check out her website and let her know what to bring to the retreat.

www.fibreexpressions.com

Show & Tell



Comox Valley Schoolhouse Quilters' Guild

www.schoolhousequilters.com



Comox Valley Schoolhouse Quilters' Guild

www.schoolhousequilters.com



Happy May Birthday



Terry	Hooper	5-5
Kelly	Dombroski	5-6
Tavey	Robson	5-13
Joan	Johnsen	5-16
Tina	Manders	5-20
Brenda	Levirs	5-30
Jan	Hill	5-31

Comox Valley Schoolhouse Quilters' Guild

www.schoolhousequilters.com

Membership Dues 2025—2026

Time once again to submit your membership dues. We are so lucky to have the hall every Thursday from 9 to 9, not many guilds do.

Membership dues are \$60 and please fill in a NEW form with current information and submit with your payment.

Membership form can be found on the first page of our website, just scroll down, click on the link and print the form.

www.schoolhousequilters.com

Looking forward to seeing everyone at the guild.

Newsletter Advertising:

To advertise in the newsletter please contact Hope Rychkun for rates. Submit advertising by the **15th** of the month for inclusion in the next month.

editor@schoolhousequilters.com

Newsletter Deadline:

Please submit all entries for the newsletter by the **15th** of the month for inclusion in the next month's newsletter.

Submit articles to Hope (current editor) using the email:

editor@schoolhousequilters.com

Normally our guild meets every Thursday from 9:00am to 9:00pm for quilting at the Cumberland OAP Hall.

General Meeting (September to June) on the **1st** Thursday of each month at **6:30 pm**

Executive Meeting (September to June) **3rd** Thursday of each month at 1:00pm

Our Website:

www.schoolhousequilters.com



Meeting Refreshment Goodies



This revised schedule takes us into the two meetings in December and June that are "pot Luck".

Please remember to bring your own mug. Fee is by donation and recommended at \$5.00 for year (or 0.50 per cup).

New schedule for goodies donations for refreshment table at our monthly meeting is as follows:

LAST NAMES STARTING WITH

SEPT	A, B, C
OCT	D, E, F
NOV	G, H, I
DEC	ALL - POTLUCK LUNCH
JAN	J, K
FEB	L, Mc and Mac
MAR	M
APR	N, O, P, Q, R, S
MAY	T, U, V, W, X, Y, Z
JUNE	ALL - POTLUCK DINNER

Refreshments

Hello ladies,

Coffee and tea is provided at the monthly meetings for a nominal fee of \$5 per year or 50 cents a cup. We offer both caffeinated and decaffeinated options.

You may also make your own coffee or tea on the Sewing Days. Please deposit your money in the red and white money mug (in the cupboard or on the coffee table at the meetings). If anyone has any special teas they would like let us know as we will be replacing some of them soon.

We also all enjoy eating the treats brought by the members throughout the year.

Thank you

Kathy Rankin and Colleen Barker



What to do if:

- 1.** You didn't receive the current newsletter
 - contact **editor@schoolhousequilters.com**
 - orcheck our website on the Newsletter page
- 2.** You don't know the new website Members Only Password or forgot what it is
 - contact **Membership**
- 3.** Any changes to your membership information such as phone number, home address or email
 - contact **Membership**

Comox Valley Schoolhouse Quilters' Guild

www.schoolhousequilters.com

Guild Member's Personal Information

If you need to contact any of our guild members, executive or committee members please go to the **Members Only** page and then to **Memberships** on our website for the most up to date list of all email, addresses and phone numbers of current guild members. Remember you will need to be a paid member to get the userid and password to enter this area.

To protect the privacy of our guild members' personal phone numbers or email addresses will not be published in the newsletter unless specifically requested by the committee member. Most committees have a guild email address that is redirected to their personal address.

If your committee does not as yet have one or you are organizing a special event please send an email to our webmaster using

webmaster@schoolhousequilters.com

to request one.

As a paid member you have received the login and password for this members only section.

For newsletters you do not need to login to the Members Only section.

They are available on the main page and you will also receive the file (pdf format) via email from our Secretary.

Personal Information Changes

Please notify the Membership Committee of any changes to your email, phone number or address.

The Membership Committee will then pass this information on to those who need the information to update email lists, and membership files.

Keep your information up to date in order to receive email regarding guild events.

Comox Valley Schoolhouse Quilters' Guild

www.schoolhousequilters.com

Executive & Committees 2024–2025

President	Sandra C.	Treasurer	Peggy H.
Vice-President	Gayle H.	Secretary	Marlene H.
	Past President	Debbie M.	

Community Quilts Coordinator

Hall Open & Close Carol M., Judy M. & their teams

HAW

In-House Draws Brenda L.

Library Diane C., Jean & Beth

Membership Sharon H. & Pat Mc.

Newsletter Editor—Hope R. Advertising—Hope

Photography Barb M.

Programs Part Time Facilitator vacant

Refreshments Kathy R. & Colleen B.

Retreats Barb M. (Debbie M. & Brenda L.)

Sunshine Beverly L.

Village of Cumberland Liaison Diane C.

Website Hope R.

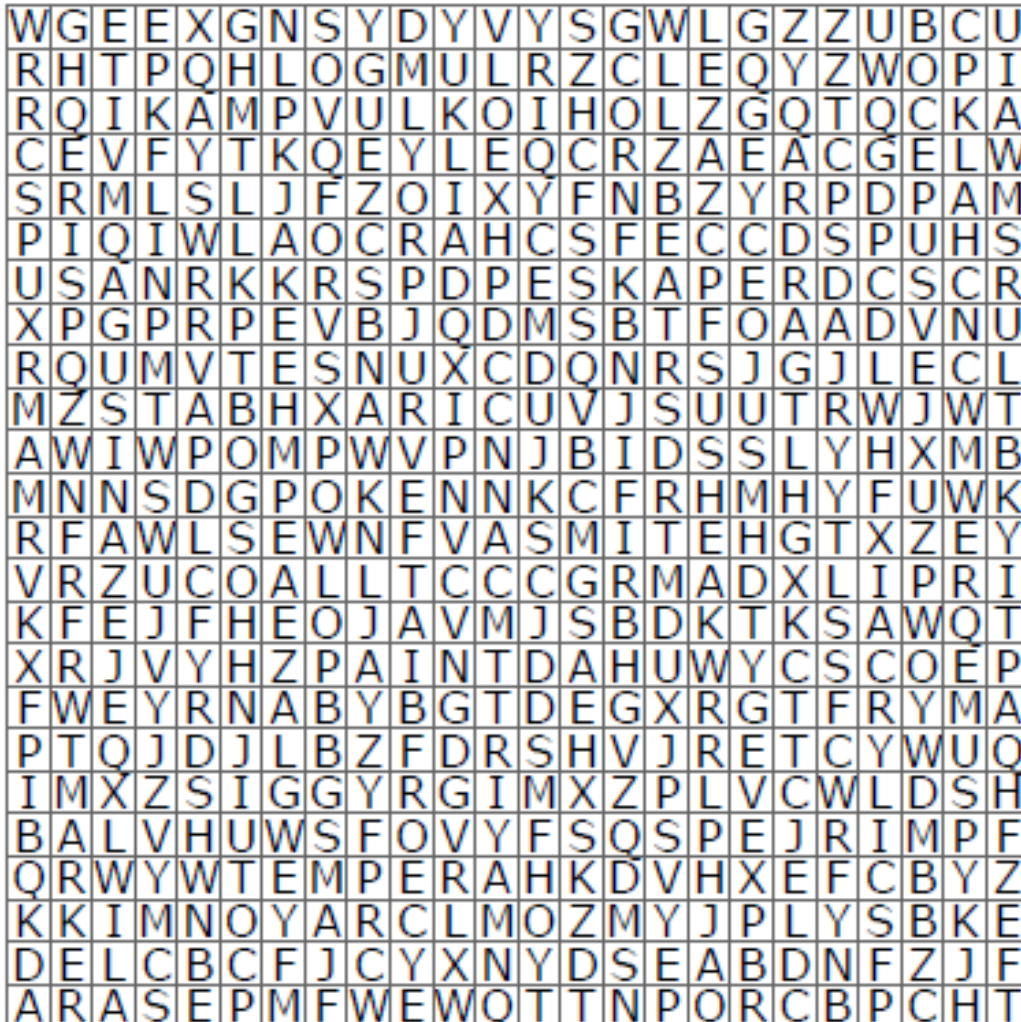
Word Search Puzzle Bev M.

Workshops Raelene R. & Joan G.

Bring to June Meeting

Name: _____ Date: _____

Art Supplies and Tools



- | | | | | |
|------------|----------|----------|---------|---------|
| Acrylics | adhesive | brush | canvas | chalk |
| charcoal | clay | crayon | glaze | glue |
| marker | paint | paper | pastels | pen |
| pencil | primer | scissors | tape | tempera |
| watercolor | | | | |