



January 2025

President's Message

I hope this message finds you all cozy and enjoying the calm after the holiday season. Whether your Christmas was filled with family, friends, or simply quiet moments at your sewing machine, I hope it was joyful and restful.

As I start to pack away my holiday decorations, it's the perfect time to reflect on the past year and look forward to new projects, new skills, and of course, new fabrics in the coming year!

The creativity and friendships in our guild continue to inspire me, and I can't wait to see what each of you creates in the months ahead.

Wishing you all a Happy New Year filled with stitches, creativity, and lots of laughter. Here's to a wonderful year of quilting together!

Sandra Castiglia

Comox Valley Schoolhouse Quilters' Guild

www.schoolhousequilters.com



Snip & Stitch
SEWING CENTRE
NANAIMO

#1-4047 Norwell Drive
Nanaimo, B.C. V9T 1Y6
1-800-789-1730
www.snipandstitch.com

"Like" us on facebook
Snip & Stitch Sewing Centre

Follow us on Instagram
@KathySchroter

Discover the world of sewing!
Wander through our store for a refreshing experience

All Guild Members Save 20%
"Just Show Your Guild Card"

All Regular Priced Merchandise
Excludes sewing machines, furniture and
all items ending in .99
Cannot be combined with other offers.
Expires January 31st, 2025

SERGE & SEW

105 Nored Plaza
6750 N Island Hwy . Nanaimo, BC
250-390-3602. www.sergesew.com

Authorized Dealer for PFAFF & BABYLOCK
Sewing machines, sergers & machine repairs.

- * New kits available.
- * We carry a large selection of hardware notions, patterns and fabric for BAG-MAKING!
- * We are happy to take special orders for you-just ask! (pre-payment may be required).

Wishing every day of the new year to be filled with success, happiness and prosperity for you.


Turnabout Patchwork—simple quilts with a twist

Teresa Mairal Barreu

Martingale 2018

Quilt Guild Library #516

Have you started your half square triangle project for the President's Challenge, due in June? Remember, time is flying by and we are into a new year. June will be here in no time! I recommend you take a look at "Turnabout Patchwork"! You thought the Disappearing Nine Patch was clever, so what about the Double Disappearing Nine Patch? By following directions (pgs. 55/56) you will cut the pieces for two lap quilts at the same time and end up with two completely different quilts. It's all in the turning and placing of the cut segments!



This book is a wealth of ideas. The six chapters focus on different block designs. In each chapter you will find directions on making the basic block, then a pattern featuring the basic block. Next, find 2 or 3 illustrated variations featuring different versions of the basic block. These are a result of either rotating the block pieces, placing fabrics differently, or perhaps both.

First is the Quarter Snowball block, arranged in rows to form an Arrowhead quilt (pg.11) or Sun Dunes (pg.15). A 'traditional' Snowball becomes very colorful when the colors are reversed with added corners being plain white and centre a wild blast of four colors.

Next we get to the heart of this book, cutting and turning. The 'Modern Shoofly' block (pg.16) with the addition of a rectangle in the centre, gives seemingly endless possibilities from butterflies to flags. Then we have "Half square triangles and squares" resulting in a lovely 'star' quilt as well as 'swirl' and 'houndstooth'. This is likely only a beginning to using these pieces in different layouts.

Striped fabric and half square triangles seem made for one another. Several quilts are shown using this block as the only type of block in the quilt. Can't you imagine a multi colored stripe and plain color teamed together? Fantastic! More involved quilts using coordinated stripes result in 'Diamonds and Crosses' (pg.44) and Knots and Crosses (pg.46). Note how arranging the blocks result in very different blocks.

(Continued on page 4)

Comox Valley Schoolhouse Quilters' Guild

www.schoolhousequilters.com

(Continued from page 3)

And finally we have the 'Double Disappearing Nine Patch'. The layouts shown are not your usual familiar layouts. These new blocks are used in a quick 'Holiday Trellis' quilt or 'Stepping Stones'.

Taking the 'Double Disappearing Nine Patch' a step further, what about making TWO quilts at the same time from ONE block (the Stepping Stones block, pg. 56).

This is a book of possibilities. The cutting and turning of blocks makes for endless designs, some awful but some may be total winners. Give it a try! Beware of handling bias edges gently (pg.33), since you will be dealing with a lot of half square triangles.

Hope this book gives you inspiration for your entry in the President's Challenge. The quilts are quick, generally lap quilt size and, if you follow instructions for a particular quilt, you are given a materials list and clear cutting instructions. What could be more helpful?

Hope to see them in June!

Lois

Comox Valley Schoolhouse Quilters' Guild

www.schoolhousequilters.com

Christmas 2024 Pot Luck



Comox Valley Schoolhouse Quilters' Guild

www.schoolhousequilters.com



Comox Valley Schoolhouse Quilters' Guild

www.schoolhousequilters.com

Show & Tell



Comox Valley Schoolhouse Quilters' Guild

www.schoolhousequilters.com



**Great Price on the
Kaffe 570QE !
Come check it out!**



1930 Ryan Road East, Comox BC250-
339-4059 or
1-877-339-4059 huckleberrys@shaw.ca

STORE HOURS
Monday- Friday 10am-5pm
Saturday 10am-4:30pm
Sunday 12-4pm
Closed Holidays



Comox Valley Schoolhouse Quilters' Guild

www.schoolhousequilters.com

Breast Cancer Bags

Our hospital needs 30 Breast Cancer bags, that our guild makes, **every 3 months!**

As Myra has stepped down, Carol Metner, Raelene Robertson, and Janis Davis have taken on this committee's mandate.

To this end, every 3 months, we will be hosting a sew day where members may make one (or more) of these kits.

Instruction if needed, will be available on these days.

These will be held on January 9, April 10 and July 10. (These are all the second Thursdays of that month).

We shall be making kits on the first Thursday of those months in preparation for these sew days.

We are hoping that several of you will accept this challenge to make these much needed and appreciated items.

Raelene

[Click here for pattern & instructions](#)

Refreshments

Hello Ladies and Gentlemen!

We want to thank everyone who helped us with the Christmas luncheon this year. It was a huge group effort: from the ladies who came early to help Judy and Brenda set up and decorate, to those who helped in the kitchen with setting out the food and cleanup, and to all of us who brought delicious savoury dishes and desserts!

And let's not forget our entertainment: Hope, Barb and Heather it was amazing! So we give a big Thank You to everyone who played a part in making the day so special!


Our next meeting is January 2nd and those members attending whose last names start with J and K are asked to bring some goodies to share.

Happy New Year to you all!

Kathy and Colleen

Comox Valley Schoolhouse Quilters' Guild

www.schoolhousequilters.com



Library

As mentioned last month, our Library has received a very large donation of books and materials. Last month we focused on books related to free motion quilting skills and EQ resources. This month we will draw attention to two other areas that have new additions.

MODERN QUILTING		
512	Material Obsession - Modern Quilts - 1	Doughty, Kathy & Fielke & Fielke, Sarah
513	Material Obsession - Modern Quilts - 2	Doughty, Kathy & Fielke & Fielke, Sarah
516	Turnabout Patchwork - Simple Quilts with a Twist	Barreu, Teresa Mairal
521	Modern Quilts & More	Einmo, Kimberly
567	Simple Contemporary Quilts	Van Arsdale Shrader, Valerie
568	Sunday Morning Quilts	Nyberg, Amanda & Arkison, Cheryl

APPLIQUE QUILTING		
106	Quilting those Flirty 30's	Tomaszewski, Cynthia
537	A Bouquet of Quilts	Rounds, Jennifer & Rymer Cyndy
538	Floral Abundance	Makhan, Rosemary
539	Fantastic Fans	Dunsdon, Alice
540	Happy Villages	Eckmeier, Karen
541	Cats in Quilts	Armstrong, Carol
542	Quilts from Concept to Contest	Marshall, Suzanne
543	Inspirational Applique, Reflections of Faith, Hope & Love	Taylor, Cheryl
544	Spring Mill Days	Odom, Nancy
545	Primitive Quilts and Projects	Primitive Quilts
547	Honoring the Seasons - Quilts from Jampan's Quilt House Yama	Onoyama, Takako
550	Give & Take - Fabric Applique	Greig, Daphe & Susan Purney Mark
562	Celtic Quilting	Lawther, Gail

Comox Valley Schoolhouse Quilters' Guild

www.schoolhousequilters.com

A festive yellow and gold graphic for a New Year sale. It features stylized fireworks and stars in the background. The text is centered and reads: 'HAPPY NEW YEAR' in large gold letters, followed by 'Huckleberry's New Year Sale' in blue, 'Wednesday, January 8/25 to Saturday, January 11/25' in blue, '50% off Halloween & Christmas Fabric' in blue, '20% off Regular Priced Fabric,' in blue, and 'Notions, Books, Bernina Notions, & Patterns' in blue. At the bottom, in small black text, is the address and contact information: '1930 Ryan Road East Comox, BC V9M 4C9 Contact us at: (250) 339-4059 or Toll Free 1(877)339-4059'.

**HAPPY
NEW YEAR**


Huckleberry's New Year Sale
Wednesday, January 8/25 to Saturday,
January 11/25

50% off Halloween & Christmas Fabric
20% off Regular Priced Fabric,
Notions, Books, Bernina Notions, &
Patterns

1930 Ryan Road East Comox, BC V9M 4C9 Contact us at: (250) 339-4059 or Toll Free 1(877)339-4059

Comox Valley Schoolhouse Quilters' Guild

www.schoolhousequilters.com



Have you heard ???

President's Challenge this year is the " HST "

(half square triangle – one of the most common, most versatile quilt blocks).

What is your favorite layout for these ? – stars ? chevrons ? flying geese ? – or are you ready to try some new layout ? Do you have a preferred method for trimming these to size ? Sometimes, the options seem unlimited.

To Enter this year's President Challenge :

Register with Gayle Hampton – cost is \$ 5.00. If you complete your project by June, your \$ 5. is returned - --- but, if you don't – the money goes to Community Quilts

Use your scrap HST's from previous projects – or make new ones

Any size project will be accepted – as long as the main focus is HST (although you can include other blocks in your layout)

The Library has many MANY books / patterns to provide options and ideas for you.

Books can be signed out for 1 month periods – if you need to keep it longer, then please return it to ensure no one else has requested it – and then sign it out again.

To request a book – there are small post-it notes on the cupboard door – write your name on it and then stick it to the card in the sign out book

If you return a book and find a request on your sign out card – please let the person waiting know that you've returned it.

If you don't know how to sign books in / out of Library, just ask another Guild member of the process.

Diane, Jean

Membership

It's time to renew your membership. We have missed seeing you and look forward to another great year of sewing and friendship.

The fee of \$60 has not changed, but this year you can pay by Debit if you want, the total cost for a debit transaction will be \$61.00 to cover the fee. Please note Debit only. We will still gladly accept cash or cheques.

Please bring your membership card and we will update your sticker. The card is good at The Black Sheep for a 10% discount.

Also, please fill out a new membership sheet from the website if your contact information has changed. This information is password protected and only for our members.

We will ONLY be using the "Square" to pay by debit on meeting days.

If you can't make it to the meeting it's best to mail it in to PO Box 1031 Cumberland BC V0R 1S0 see you then.

Sharon Hansen
Membership Chairman.

Workshop Report - December

Ann McCullough's Journal cover workshop will be rescheduled after the New Year.

January 9 – Pat McEwen – **Floor Turtle!** 10 am. Pat will do a demo on how to make these useful floor mats and has TWO patterns! She has a few tips and may have some scrap denim for those who need it.

January 23 Pat Norrad

Would you like to understand your Computer better?

Learn where your files are, how they are structured?
How to download and Unzip a file and where does it go?
How to View your monitor and find your files?
Name a file, Save a file, when to use Save-as?
How to Copy/Paste/Cut a file?

I will be showing basic computer skills which will help you to navigate and find what you're looking for.
Bring your Questions! No question will be a bad question!
You can bring your Lap Top if you wish for hands on or a Note Pad and Pen for note taking.

February 13 – Beverly Michaluk – **Cutting machines** - Demonstration. Bev has much experience using her Scan and Cut machine. Could you use one? Come learn what benefits these machines can be to quilters!

March 13 – Carol Metner – Carol used a unique **Double diamond ruler** to create a stunning embellishment in the border of the quilt that she donated to the raffle quilts at our last quilt show. Several people remarked about this feature. Come learn how it is done. If you don't have this ruler, no problem because it will be donated, and stored at the guild.

April 10 – Raelene Robertson – **QAYG or Quilt as you go**. We all know

(Continued on page 16)

Comox Valley Schoolhouse Quilters' Guild

www.schoolhousequilters.com

(Continued from page 15)

how difficult it is to quilt large items under the arm of our domestic machine.

Instead, quilt small sections of your project and join them using a method Sharon Pederson uses in her Reversible Quilts book. You may have used this method before. Come see how easy it is to plan out your sections, join blocks by machine or hand, and complete your quilt, start to finish!

Breast cancer bags

Reminder - Please bring in Completed Breast cancer bags and pillows as soon as possible so we can deliver 30 to the hospital.

Kits may be signed out/returned any Thursday. Next scheduled day to sew or pick up a kit is January 9. (same day as the Floor turtle demo but both will be done).

Langford-
117, C2401 Millstream Rd.
[@blacksheeplangford](#)

Duncan- 180 Trunk Rd.
[@blacksheepduncan](#)

Courtenay- 2175 Cliffe Ave.
[@blacksheepcourtenay](#)



Welcome 2025!

Check out all the New Arrivals!

New Tula Pink, Sue Penn & Sew much More

Black Sheep Loyalty Stamp Card!

Sign up for email updates to
start a Stamp Card, then



***Buy 12m & get 1m Free!**

*Some exclusions apply, see instore



SUNSHINE

It is good to see so many quilters coming out to enjoy our Thursday sew days and business meetings. Hopefully this is an indication that we are all remaining healthy.

However, as we know, "life happens" and sometimes we all need a little CHEER.

If you know of any of your fellow quilters who are in need of a little cheer, for whatever reason, please do not hesitate to let me know.



Also, a reminder that if you know of anybody who would like assistance in getting out to a meeting, please let the executive know so we can arrange for that assistance.

Thanks, stay safe and healthy.

Beverly L.

Email : sunshine@schoolhousequilters.com

Gladi Lyall



It is with sadness we announce the recent passing of long time guild member Gladi who passed away on December 14, 2024, at the age of 84, leaving to mourn family and friends.

Camp Homewood Quilt Retreats

SQG Retreat at Homewood 2025

RETREAT

Homewood has been booked for October 1 - 5, 2025.

We will need a minimum of 30 people.

Deposit is \$100.

Full payment will be due by 25th of June 2025.

I will pass on the 2025 prices for the different rooms as soon as Homewood lets us know.

If you have any questions, I am usually at the hall every Thursday.

I am looking forward to a Retreat in Oct. 2025, how about you?

Sign up now!

Barb M.

Debbie

Brenda

[Guest Groups • Camp Homewood](#)

Happy January Birthday



Tracy	Richards	1-4
Michelle	Eaton	1-5
Janis	Davis	1-12
Connie	Watson	1-17
Rona	Lawson	1-18
Sandra	Castiglia	1-20
Kathy	Meunier	1-28
Janice	Valant	1-30

Comox Valley Schoolhouse Quilters' Guild

www.schoolhousequilters.com

Membership Dues 2024—2025

Time once again to submit your membership dues. We are so lucky to have the hall every Thursday from 9 to 9, not many guilds do.

Membership dues are \$60 and please fill in a NEW form with current information and submit with your payment.

Membership form can be found on the first page of our website, just scroll down, click on the link and print the form.

www.schoolhousequilters.com

Looking forward to seeing everyone at the guild.

Newsletter Advertising:

To advertise in the newsletter please contact Hope Rychkun for rates. Submit advertising by the **15th** of the month for inclusion in the next month.

editor@schoolhousequilters.com

Newsletter Deadline:

Please submit all entries for the newsletter by the **15th** of the month for inclusion in the next month's newsletter.

Submit articles to Hope (current editor) using the email:

editor@schoolhousequilters.com

Normally our guild meets every Thursday from 9:00am to 9:00pm for quilting at the Cumberland OAP Hall.

General Meeting (September to June) on the **1st** Thursday of each month at **6:30 pm**

Executive Meeting (September to June) **3rd** Thursday of each month at 1:00pm

Our Website:

www.schoolhousequilters.com

Comox Valley Schoolhouse Quilters' Guild

www.schoolhousequilters.com

Correction to recipe for baking soda & baking powder

Pina Colada Muffins By JulieAnn

1/2 cup white sugar

1 egg 1/4 cup margarine

1 cup sour cream 1 tsp rum extract

1 1/2 cups flour

1/2 tsp baking soda

1 tsp baking powder

1/2 tsp salt

1 small can crushed pineapple drained

1/2 cup coconut

Measure sugar, egg, margarine, sour cream and rum extract and beat until blended

Stir together dry ingredients and add wet ingredients stirring until barely blended.

Add pineapple and coconut.

Bake at 375 for 25 to 30 minutes.

JulieAnn doubles the recipe to make 24 good sized muffins.



Meeting Refreshment Goodies



This revised schedule takes us into the two meetings in December and June that are "pot Luck".

Please remember to bring your own mug. Fee is by donation and recommended at \$5.00 for year (or 0.50 per cup).

New schedule for goodies donations for refreshment table at our monthly meeting is as follows:

LAST NAMES STARTING WITH

SEPT	A, B, C
OCT	D, E, F
NOV	G, H, I
DEC	ALL - POTLUCK LUNCH
JAN	J, K
FEB	L, Mc and Mac
MAR	M
APR	N, O, P, Q, R, S
MAY	T, U, V, W, X, Y, Z
JUNE	ALL - POTLUCK DINNER

Refreshments

Hello ladies,

Coffee and tea is provided at the monthly meetings for a nominal fee of \$5 per year or 50 cents a cup. We offer both caffeinated and decaffeinated options.

You may also make your own coffee or tea on the Sewing Days. Please deposit your money in the red and white money mug (in the cupboard or on the coffee table at the meetings). If anyone has any special teas they would like let us know as we will be replacing some of them soon.

We also all enjoy eating the treats brought by the members throughout the year.

Thank you

Kathy Rankin and Colleen Barker



What to do if:

- 1.** You didn't receive the current newsletter
 - contact **editor@schoolhousequilters.com**
 - orcheck our website on the Newsletter page
- 2.** You don't know the new website Members Only Password or forgot what it is
 - contact **Membership**
- 3.** Any changes to your membership information such as phone number, home address or email
 - contact **Membership**

Comox Valley Schoolhouse Quilters' Guild

www.schoolhousequilters.com

Guild Member's Personal Information

If you need to contact any of our guild members, executive or committee members please go to the **Members Only** page and then to **Memberships** on our website for the most up to date list of all email, addresses and phone numbers of current guild members. Remember you will need to be a paid member to get the userid and password to enter this area.

To protect the privacy of our guild members' personal phone numbers or email addresses will not be published in the newsletter unless specifically requested by the committee member. Most committees have a guild email address that is redirected to their personal address.

If your committee does not as yet have one or you are organizing a special event please send an email to our webmaster using

webmaster@schoolhousequilters.com

to request one.

As a paid member you have received the login and password for this members only section.

For newsletters you do not need to login to the Members Only section.

They are available on the main page and you will also receive the file (pdf format) via email from our Secretary.

Personal Information Changes

Please notify the Membership Committee of any changes to your email, phone number or address.

The Membership Committee will then pass this information on to those who need the information to update email lists, and membership files.

Keep your information up to date in order to receive email regarding guild events.

Comox Valley Schoolhouse Quilters' Guild

www.schoolhousequilters.com

Executive & Committees 2024–2025


President	Sandra Castiglia	Treasurer	Peggy Hawkins
Vice-President	Gayle Hampton	Secretary	Marlene Hooper
	Past President	Debbie Maxwell	

Community Quilts Coordinator

Hall Open & Close	Carol Metner, Judy Morrison & their teams		
HAW	Hope Rychkun & Barb Messer		
In-House Draws	Brenda Levirs		
Library	Diane Cave, Jean & Beth		
Membership	Sharon Hansen & Pat McEwen		
Newsletter	Editor—Hope Rychkun	Advertising—Hope Rychkun	
Photography	Barb Messer		
Programs Part Time Facilitator	vacant		
Refreshments	Kathy Rankin & Colleen Barker		
Retreats	Barb Messer (Debbie Maxwell & Brenda Levirs)		
Sunshine	Beverly Luck		
Village of Cumberland Liaison	Diane Cave		
Website	Hope Rychkun		
Word Search Puzzle	Bev Michaluk		
Workshops	Raelene Robertson & Joan Gurney		

Bring to February Meeting

One Word Movie Titles



AIRPLANE

ALIEN

AVATAR

BATMAN

BIG

BRAVEHEART

CADDYSHACK

CASABLANCA

ELF

GHOST

GREASE

INCEPTION

JAWS

JUMANJI

PSYCHO

ROCKY

SEVEN

TAKEN