

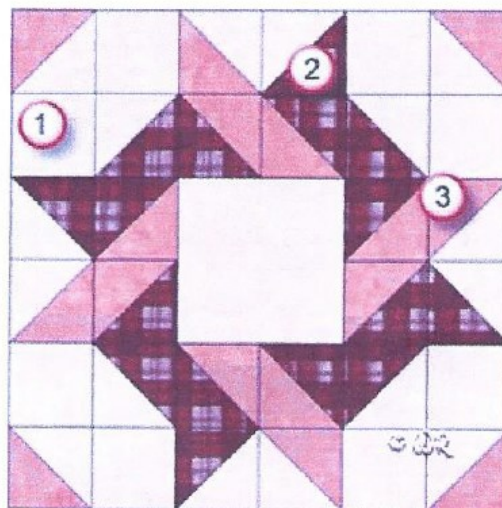





Schoolhouse Quilters HAW 2018 Block

12" Finished Block

| How-to Notes | |
|---|---------------------------------|
|  | Bisect square on one diagonal |
|  | Bisect square on both diagonals |

Fabric Placement



| | | |
|----------|---|---|
| 1 |  | <p>Background Fabric Must be White or White on White (no beige or grey)</p> <p>Cut centre square 4 1/2"</p> <p>Cut 8 Squares 2 1/2"</p> <p>Cut 8 squares 2 7/8" and bisect on one diagonal</p> |
| 2 |  | <p>Focus Fabric</p> <p>Cut 8 Squares 2 7/8" and bisect on one diagonal</p> <p style="text-align: center;">Colour of your choice</p> |
| 3 |  | <p>Accent Fabric</p> <p>Cut 8 Squares 2 7/8" and bisect on one diagonal</p> <p style="text-align: center;">Colour of your choice</p> |