



**February 2025**

## **President's Message**

February is the time for love, and love is in the air! 💕

Don't we just adore our pets? My sweet Lizzie has completely stolen my heart. I'm sure many of you feel the same about your furry friends.

And speaking of love, don't forget to bring your heart-themed projects to share at our February meeting! We can't wait to see all the beautiful work you've been stitching.

Let's celebrate the love of quilting and the creativity we bring to it. See you there! ☐💕

Sandra



# Comox Valley Schoolhouse Quilters' Guild

[www.schoolhousequilters.com](http://www.schoolhousequilters.com)



**Snip & Stitch**  
SEWING CENTRE  
NANAIMO

#1-4047 Norwell Drive  
Nanaimo, B.C. V9T 1Y6  
1-800-789-1730  
[www.snipandstitch.com](http://www.snipandstitch.com)

"Like" us on facebook   
Snip & Stitch Sewing Centre

Follow us on Instagram   
@KathySchroter

Discover the world of sewing!  
Wander through our store for a refreshing experience.

**2023 SAVINGS 20% OFF**  
**ALL REGULAR PRICE MERCHANDISE**  
Excludes sewing machines, furniture  
and all items ending in .99  
Bring Coupon to Redeem. Cannot be  
combined with other offers.  
Expires March 31/2024

**SERGE & SEW**

105 Nored Plaza  
6750 N Island Hwy . Nanaimo, BC  
250-390-3602. [www.sergesew.com](http://www.sergesew.com)


**Authorized Dealer for PFAFF & BABYLOCK**  
Sewing machines, sergers & machine repairs.

- \* We carry a large selection of hardware, notions, patterns and fabrics for BAG-MAKING!
- \* New Kits available.
- \* Watch for our Spring Classes starting in February 2025 - please visit our website or phone us for more information.

Pattern: Gnome-Mania!!! February Valentine Vic by Ribbon Candy Quilt

## Big Print Patchwork - Quilt Patterns for Large Scale Prints

Sandy Turner  
Martingale 2013  
Guild Library #495



Sandy Turner begins her introduction to this book with, "I love the fabric, but what do I do with it?" Good question, especially if you are looking at a beautiful large print, and can't imagine cutting it into small pieces. This book guides you through showcasing the "pictorial" prints by combining them with other fabrics and adding traditional block designs. The results are eye catching and likely appeal to both the traditional and more "modern" quilter.

A guide to choosing "pictorial" fabric is essential! These are the stars of your quilt and need to shine, while the other fabrics and pieced blocks work to enhance the pictures. A few guidelines such as considering scale, contrast and monotony of the design when choosing your fabric are included, along with photos which better explain what you are looking for in the "right" fabric.

Sandy has given instructions for three companion blocks (traditional patterns) which she has used in the directions for making seven quilts. Don't be limited by these three, however, as thirteen more traditional block patterns are given at the end of the book.

When looking at the first project, "Snowy Slopes", note how the rail fence block helps guide the skier downhill! A large pictorial block can be used as the centre of a medalion style quilt - "Jungle Hooves" uses the Birds in the Air block as part of the surround. "Around the Orchard" relies on two pictorial fabrics surrounded by the Around the Twist block, resulting in a traditional quilt. For those who enjoy less symmetry in a quilt, see "Butterflies in the Moonlit Garden" or "Outside the fence". Applique and Broderie Perse are also used to add dimension to several of the quilts. The use of broderie Perse when adding hibiscus flowers over the Birds in the Air, page 57, give a feeling of flowers floating out of the quilt - very effective!

Good directions and diagrams, plus much additional information, make this book a winner. If you are still unsure about starting a President's Challenge project, take a look at this book. Half square triangles, used in the Birds in the Air block are the mainstay of

*(Continued on page 4)*

## Comox Valley Schoolhouse Quilters' Guild

[www.schoolhousequilters.com](http://www.schoolhousequilters.com)

*(Continued from page 3)*

"Jungle Hooves", "Feathered Friends" and "Butterflies in the Moonlit Garden". All three have excellent lists of materials, cutting directions and making the quilt instructions if you wish to make your own pictorial quilt - no more laments about loving your fabric and not knowing what to do with it!


Lois Warner

### Comfort Quilts

Guest speaker, Butch came to our Oct 2024 General Meetings to speak about the Mens' Recovery Centre here in Courtenay. This organization has been operating here since 1985 and offers a program for men working through recovery of substance abuse. The program can work with 30 individuals at a live-in facility – programs vary in length. Butch asked for our support to provide 30 single bed-size quilts, to brighten up the rooms – quilts will stay with the program. Approval of this request was granted at both an executive meeting and general meeting.

Diane and her husband Chuck were able to don their Santa hats and make a very special delivery of 30 quilts to this organization on Christmas Eve. All staff were overjoyed to receive these wonderful quilts – **it made the day for everyone involved.**

**A big thank you to all the Guild members who helped make this Christmas wish come true !**



**Comox Valley Schoolhouse Quilters' Guild**

[www.schoolhousequilters.com](http://www.schoolhousequilters.com)

# 25% off Batiks & Fireside

Saturday, February 8- Wednesday, February 12/25

*We will be Closed Wednesday, February 5 & Thursday, February 6/25 for Bernina Training*

**STORE HOURS**  
Monday- Friday 10am-5pm  
Saturday 10am-4:30pm  
Sunday 12-4pm  
Closed Holidays



**BERNINA**  
SALES · SERVICE · SUPPORT

1930 Ryan Road East, Comox BC  
250-339-4059 or 1-877-339-4059  
huckleberrys@shaw.ca



**Comox Valley Schoolhouse Quilters' Guild**

[www.schoolhousequilters.com](http://www.schoolhousequilters.com)

## **Breast Cancer Bags**

Our hospital needs 30 Breast Cancer bags, that our guild makes, **every 3 months!**

As Myra has stepped down, Carol Metner, Raelene Robertson, and Janis Davis have taken on this committee's mandate.

To this end, every 3 months, we will be hosting a sew day where members may make one (or more) of these kits.

Instruction if needed, will be available on these days.

These will be held on April 10 and July 10. (These are all the second Thursdays of that month).

We shall be making kits on the first Thursday of those months in preparation for these sew days.


We are hoping that several of you will accept this challenge to make these much needed and appreciated items.

Raelene

**[Click here for pattern & instructions](#)**

## Comox Valley Schoolhouse Quilters' Guild

[www.schoolhousequilters.com](http://www.schoolhousequilters.com)



This month, we are continuing to draw attention to some of the many books we have added to our Library. We have created a category called "**Tools & Rulers**" – and this category features those books that require use of a specific specialty item. Previously, we listed all the EQ (Electric Quilt) items – so those will not be repeated here.

One book is specifically about Needles and Thread -- **Book # 90 " Point Well Taken "**

But most of the books in this section require a special ruler. A couple of years back, the President's Challenge was to create something with a ruler you had never used – and that list seems to be never ending. As we all know, Specialty Rulers can be pricey --- especially when we don't know whether we will ever use it for more than one project. I have found that over time, we have had a number of Specialty Rulers donated to our supply – and these can be found hanging on a wall in the storage room. Perhaps you will find one you might just want to 'play' with – so I have listed them below as well. **Have fun!**

<b>Ruler Required</b>	<b>Book #</b>	<b>Book Name</b>
Stripology ruler	30	Stripology Squared
Stripology ruler	98	Master Your Stripology Ruler
60 degree triangle ruler	101	Quick & Easy Triangle Block Tool
Quick Curve ruler	517	Contemporary Curved Quilts
Dresden ruler	554	Thoroughly Modern Dresden
Hexagon Ruler	556	Hexagons made Easy
X - Block Ruler	557	Once Upon a Time in X-Blocks Land

(Continued on page 8)

## Comox Valley Schoolhouse Quilters' Guild

[www.schoolhousequilters.com](http://www.schoolhousequilters.com)

(Continued from page 7)

### **Rulers we have :**

Of course we have many of the standard rulers – the usual 6"x12"; 6"x24"; 8.5" –

<i>Bias Square ruler – 8 inch</i>	<i>Spot-On ruler &amp; patterns for runners</i>
<i>Circle Cut Ruler – 2" – 10" diameters</i>	<i>Square in Square Ruler</i>
<i>Log Cabin : Curvy Log Cabin – 6 inch ruler</i>	<i>Square up HST – small &amp; large size</i>
<i>Log Cabin : My Favorite Log Cabin ruler</i>	<i>Stripology Ruler - large</i>
<i>Flip Flop Block</i>	<i>Strippy Stars ruler &amp; pattern for a runner</i>
<i>Pathfinder Ruler set</i>	<i>Triangle – 30 degree – 19.5 inch tall (Creative Grids)</i>
<i>Perfect Patchwork Templates – Set B</i>	<i>Triangle – 60 degree – large (Creative Grids)</i>
<i>Perfect Split Rectangle</i>	<i>Triangle – 60 degree – small ( Clear View Angle)</i>
<i>Pineapple Ruler</i>	<i>Triangle - 60 degree – 12.5 " tall (Clear View Angle)</i>
<i>Rapid Fire Lemoyne Star – by Studio 180</i>	<i>Ultimate Flying Geese Tool Ruler</i>
<i>Side Kick ruler, by Jaybird</i>	<i>X – Block Rulers (3.25"; 3.5"; and 6.5")</i>
<i>Super Side Kick ruler, by Jaybird</i>	


9.5" and 12.5" squares, etc. – but we have many more specialized rulers as well

Library Committee : Diane, Jean, Beth



## Comox Valley Schoolhouse Quilters' Guild

[www.schoolhousequilters.com](http://www.schoolhousequilters.com)



### **Have you heard ???**

#### **President's Challenge this year is the " HST "**

*(half square triangle – one of the most common, most versatile quilt blocks).*

*What is your favorite layout for these ? – stars ? chevrons ? flying geese ? – or are you ready to try some new layout ? Do you have a preferred method for trimming these to size ? Sometimes, the options seem unlimited.*

#### **To Enter this year's President Challenge :**

*Register with Gayle Hampton – cost is \$ 5.00. If you complete your project by June, your \$ 5. is returned - --- but, if you don't – the money goes to Community Quilts*

*Use your scrap HST's from previous projects – or make new ones*

*Any size project will be accepted – as long as the main focus is HST (although you can include other blocks in your layout)*

#### **The Library has many MANY books / patterns to provide options and ideas for you.**

*Books can be signed out for 1 month periods – if you need to keep it longer, then please return it to ensure no one else has requested it – and then sign it out again.*

*To request a book – there are small post-it notes on the cupboard door – write your name on it and then stick it to the card in the sign out book .....*

*If you return a book and find a request on your sign out card – please let the person waiting know that you've returned it.*

*If you don't know how to sign books in / out of Library, just ask another Guild member of the process.*

*Diane, Jean*

**Comox Valley Schoolhouse Quilters' Guild**

[www.schoolhousequilters.com](http://www.schoolhousequilters.com)

## **Membership**

It's time to renew your membership. We have missed seeing you and look forward to another great year of sewing and friendship.

The fee of \$60 has not changed, but this year you can pay by Debit if you want, the total cost for a debit transaction will be \$61.00 to cover the fee. Please note Debit only. We will still gladly accept cash or cheques.

Please bring your membership card and we will update your sticker. The card is good at The Black Sheep for a 10% discount.

Also, please fill out a new membership sheet from the website if your contact information has changed. This information is password protected and only for our members.

We will ONLY be using the "Square" to pay by debit on meeting days.

If you can't make it to the meeting it's best to mail it in to

Comox Valley Schoolhouse Quilters' Guild  
PO Box 1031 Cumberland BC V0R 1S0

Sharon Hansen  
Membership Chairman.

# Show & Tell



## Workshop Report - February

Ann McCullough's Journal cover workshop will be rescheduled after the New Year.

**February 13** – Beverly Michaluk – **Cutting machines** - Demonstration. Bev has much experience using her Scan and Cut machine. Could you use one? Come learn what benefits these machines can be to quilters!

**March 13** – Carol Metner – Carol used a unique **Double diamond ruler** to create a stunning embellishment in the border of the quilt that she donated to the raffle quilts at our last quilt show. Several people remarked about this feature. Come learn how it is done. If you don't have this ruler, no problem because it will be donated, and stored at the guild.

**April 10** – Raelene Robertson – **QAYG or Quilt as you go**. We all know how difficult it is to quilt large items under the arm of our domestic machine.

Instead, quilt small sections of your project and join them using a method Sharon Pederson uses in her Reversible Quilts book. You may have used this method before. Come see how easy it is to plan out your sections, join blocks by machine or hand, and complete your quilt, start to finish!

### **Breast cancer bags**

**Reminder** - Please bring in Completed Breast cancer bags and pillows as soon as possible so we can deliver 30 to the hospital.

Kits may be signed out/returned any Thursday. Next scheduled day to sew or pick up a kit is January 9. (same day as the Floor turtle demo but both will be done).



Feb. 1st. - 28th., 2025  
Valentine Themed  
30% off Reg. Price

Langford-  
117, C2401 Millstream Rd.  
[@blacksheepangford](#)

Duncan-  
180 Trunk Rd.  
[@blacksheepduncan](#)

Courtenay-  
2175 Cliffe Ave.  
[@blacksheepcourtenay](#)

Black Sheep Loyalty Stamp Card!

-Sign up for email updates to  
start a Stamp Card, then  
\*Buy 12m & get 1m Free!

\*Some exclusions apply, see instore



# SUNSHINE

It is good to see so many quilters coming out to enjoy our Thursday sew days and business meetings. Hopefully this is an indication that we are all remaining healthy.

However, as we know, "life happens" and sometimes we all need a little CHEER.

If you know of any of your fellow quilters who are in need of a little cheer, for whatever reason, please do not hesitate to let me know.



Also, a reminder that if you know of anybody who would like assistance in getting out to a meeting, please let the executive know so we can arrange for that assistance.

Thanks, stay safe and healthy.

Beverly L.

Email : [sunshine@schoolhousequilters.com](mailto:sunshine@schoolhousequilters.com)



Do you have a longarm/midarm, or do you enjoy machine quilting on your domestic machine? Quilts of Valour Canada (North Island) is in need of volunteers to quilt finished tops. QOV provides the batting & backing. We have a lot of Vets in Comox, Courtenay & Campbell River who are deserving of these hugs.

For more information, please contact Nerissa - [quilterthomas@gmail.com](mailto:quilterthomas@gmail.com)  
Thanks!

## **Camp Homewood Quilt Retreats**

### **SQG Retreat at Homewood 2025**

#### **RETREAT**

Homewood has been booked for October 1 - 5, 2025.

We will need a minimum of 30 people.

Deposit is \$100.

Full payment will be due by 25th of June 2025.

I will pass on the 2025 prices for the different rooms as soon as Homewood lets us know.

If you have any questions, I am usually at the hall every Thursday.

I am looking forward to a Retreat in Oct. 2025, how about you?

Sign up now!

Barb M.

Debbie

Brenda

[Guest Groups • Camp Homewood](#)

# Pat's Turtle Demo





Comox Valley Schoolhouse Quilters' Guild

[www.schoolhousequilters.com](http://www.schoolhousequilters.com)



**2025**

inspired by tradition...

# CELEBRATION OF TODAY'S QUILTS

**\$6**  
12 & UNDER FREE

Saturday March 22 10am-5pm  
Sunday March 23 10am-4pm

## QUILT SHOW

Dwight Hall  
6274 Walnut Street  
Townsite, Powell River

REFRESHMENTS  
SUNSHINE COAST VENDORS  
RAFFLES & DOOR PRIZES

KINDLY SUPPORTED BY:



qathet ART



www.timberlanequiltersguild.ca

## Happy February Birthday



Betty	Harding	2-10
Sandra	Longland	2-15
Heather	Deane-Clark	2-22
Claudette	Picot	2-22
Bev	Michaluk	2-23
Sherry	Rennison	2-24
Bente	Wallace	2-28
Theresa	Atkinson	2-28

## Comox Valley Schoolhouse Quilters' Guild

[www.schoolhousequilters.com](http://www.schoolhousequilters.com)

### Membership Dues 2024—2025

Time once again to submit your membership dues. We are so lucky to have the hall every Thursday from 9 to 9, not many guilds do.

Membership dues are \$60 and please fill in a NEW form with current information and submit with your payment.

Membership form can be found on the first page of our website, just scroll down, click on the link and print the form.

[www.schoolhousequilters.com](http://www.schoolhousequilters.com)

Looking forward to seeing everyone at the guild.

### Newsletter Advertising:

To advertise in the newsletter please contact Hope Rychkun for rates. Submit advertising by the **15th** of the month for inclusion in the next month.

[editor@schoolhousequilters.com](mailto:editor@schoolhousequilters.com)

### Newsletter Deadline:

Please submit all entries for the newsletter by the **15th** of the month for inclusion in the next month's newsletter.

Submit articles to Hope (current editor) using the email:

[editor@schoolhousequilters.com](mailto:editor@schoolhousequilters.com)

Normally our guild meets every Thursday from 9:00am to 9:00pm for quilting at the Cumberland OAP Hall.

**General Meeting (September to June)** on the **1st** Thursday of each month at **6:30 pm**

**Executive Meeting (September to June)** **3rd** Thursday of each month at 1:00pm

### Our Website:

[www.schoolhousequilters.com](http://www.schoolhousequilters.com)



## Meeting Refreshment Goodies



This revised schedule takes us into the two meetings in December and June that are "pot Luck".

Please remember to bring your own mug. Fee is by donation and recommended at \$5.00 for year ( or 0.50 per cup ).

New schedule for goodies donations for refreshment table at our monthly meeting is as follows:

### LAST NAMES STARTING WITH

<b>SEPT</b>	<b>A, B, C</b>
<b>OCT</b>	<b>D, E, F</b>
<b>NOV</b>	<b>G, H, I</b>
<b>DEC</b>	<b>ALL - POTLUCK LUNCH</b>
<b>JAN</b>	<b>J, K</b>
<b>FEB</b>	<b>L, Mc and Mac</b>
<b>MAR</b>	<b>M</b>
<b>APR</b>	<b>N, O, P, Q, R, S</b>
<b>MAY</b>	<b>T, U, V, W, X, Y, Z</b>
<b>JUNE</b>	<b>ALL - POTLUCK DINNER</b>

## **Refreshments**

Hello ladies,

Coffee and tea is provided at the monthly meetings for a nominal fee of \$5 per year or 50 cents a cup. We offer both caffeinated and decaffeinated options.

You may also make your own coffee or tea on the Sewing Days. Please deposit your money in the red and white money mug (in the cupboard or on the coffee table at the meetings). If anyone has any special teas they would like let us know as we will be replacing some of them soon.

We also all enjoy eating the treats brought by the members throughout the year.

Thank you

Kathy Rankin and Colleen Barker



## What to do if:

- 1.** You didn't receive the current newsletter
  - contact **editor@schoolhousequilters.com**
  - orcheck our website on the Newsletter page
- 2.** You don't know the new website Members Only Password or forgot what it is
  - contact **Membership**
- 3.** Any changes to your membership information such as phone number, home address or email
  - contact **Membership**

## Comox Valley Schoolhouse Quilters' Guild

[www.schoolhousequilters.com](http://www.schoolhousequilters.com)

### **Guild Member's Personal Information**

If you need to contact any of our guild members, executive or committee members please go to the **Members Only** page and then to **Memberships** on our website for the most up to date list of all email, addresses and phone numbers of current guild members. Remember you will need to be a paid member to get the userid and password to enter this area.

To protect the privacy of our guild members' personal phone numbers or email addresses will not be published in the newsletter unless specifically requested by the committee member. Most committees have a guild email address that is redirected to their personal address.

If your committee does not as yet have one or you are organizing a special event please send an email to our webmaster using

[webmaster@schoolhousequilters.com](mailto:webmaster@schoolhousequilters.com)

to request one.

As a paid member you have received the login and password for this members only section.

For newsletters you do not need to login to the Members Only section.

They are available on the main page and you will also receive the file (pdf format) via email from our Secretary.

### **Personal Information Changes**

Please notify the Membership Committee of any changes to your email, phone number or address.

The Membership Committee will then pass this information on to those who need the information to update email lists, and membership files.

Keep your information up to date in order to receive email regarding guild events.

## Comox Valley Schoolhouse Quilters' Guild

[www.schoolhousequilters.com](http://www.schoolhousequilters.com)

# Executive & Committees 2024–2025

President	Sandra Castiglia	Treasurer	Peggy Hawkins
Vice-President	Gayle Hampton	Secretary	Marlene Hooper
	Past President	Debbie Maxwell	

### Community Quilts Coordinator

Hall Open & Close	Carol Metner, Judy Morrison & their teams		
HAW	Hope Rychkun & Barb Messer		
In-House Draws	Brenda Levirs		
Library	Diane Cave, Jean & Beth		
Membership	Sharon Hansen & Pat McEwen		
Newsletter	Editor—Hope Rychkun	Advertising—Hope Rychkun	
Photography	Barb Messer		
Programs Part Time Facilitator	vacant		
Refreshments	Kathy Rankin & Colleen Barker		
Retreats	Barb Messer (Debbie Maxwell & Brenda Levirs)		
Sunshine	Beverly Luck		
Village of Cumberland Liaison	Diane Cave		
Website	Hope Rychkun		
Word Search Puzzle	Bev Michaluk		
Workshops	Raelene Robertson & Joan Gurney		



## Bring to March Meeting

Name: \_\_\_\_\_ Date: \_\_\_\_\_

# Let's Go Hiking

y x i c k b h c k q a o h w a w c y p i y k x e  
v c q h j f r x m n t r a i l y h n j y z n y o  
b q o t h g i l h s a l f k c b f l o w s g e u  
q r c f r f j q o n a y k i c a f o a d o r c b  
n a g j u d i h o x s x x l r i i x p d v n o d  
y o d b j z i i a b f o k c r j k x l z k r k x  
w p i j m k d q x r m c j s d l q w q t r p q y  
r t i t i x m t p w s e t f y l a c n j b n q i  
y i v n c h n g q w b a l l l t r a i l f o o d  
e y g l z e d s u l i e e v w c k v w s b s r g  
m c h q x g t v s d w y g h r c u l h k a f m r  
q j q c j l t o k l i a c a b u k x w l w l z j  
l w t u l p q i r y j l x c q u v m w b w y v x  
v a x w r j t z z p m a t l q e t m o y h w u b  
z t o d l l t e r j n i s c o u t i n g z r h e  
x e b i u m a y v j g u x r q b x e p p o y e k  
g r i j i h p d t e v n s j d u w e k i k n w c  
i b q i i u b y r h m k j i l r j h y z r u i z  
w o v m o l j x j m q z g w z e o c m g m y k t  
w t h e e b b a s e y y z e j y z c d k n m e d  
h t j b y e w p g q i k r w h i s t l e e m u o  
e l a t o q p a k z c i f r v o t g j f u i u t  
b e v g v b e a r j r p e m g m x p q o p s j b  
k w a f w m a h k h v x n v k h m r l a d f g s

bear

first aid kit

flashlight

hiking

scouting

sun protection

tiger

trail

trail food

water bottle

whistle

wolf