



Sew 'n' Tell

December 2024

President's Message

The holidays are just around the corner, and it's so exciting to see everyone working on their sewing projects! It's such a busy, creative time of year. I got a kitten!

Trying to sew with a kitten in your house is like hosting a circus in your sewing room. The thread spools? Perfect for batting practice. The fabric scraps? Ideal for kitten hide-and-seek. And don't even get me started on the design wall - the ultimate climbing jungle gym.

Every time I sit down to sew, it turns into a game of "What can I grab before you notice?" My kitten is convinced the sewing machine was invented solely for her entertainment. I'm making progress on my projects, but not without frequent breaks to rescue my fabric from tiny claws! I love her to pieces, but not looking forward to the Christmas tree!

I look forward to seeing everyone at our Christmas potluck on December 12th

Sandra



Comox Valley Schoolhouse Quilters' Guild

www.schoolhousequilters.com



DECEMBER POTLUCK LUNCH

The Guild Christmas Potluck lunch will be held on Thursday December 12th at 12 noon. We look forward to seeing you in your holiday red and green!

Set-up will start at 11:00 am. If anyone would like to come early to assist with set-up we would appreciate their help.

Please bring your pre-cooked savoury or sweet potluck contribution (and serving utensils if needed). We will have the ovens on to keep food warm if needed.

Also, please bring a holiday placemat, large plate, small plate or bowl, cutlery, mug, and napkin.

We would also appreciate it if you could bring a plastic bag to take dirty dishes home in, as we are trying to keep dishwashing to a minimum this year.

And please remember your name tag so that everyone can get to know each other better.

If there is a member that you haven't seen at the sewing days or meetings please give them a call and invite them to the Christmas lunch.

If you know anyone that could use a ride please contact Kathy or Colleen and we will make arrangements for a ride.

Kathy and Colleen will be looking after the kitchen. Judy and Brenda will be decorating the serving and dining tables. Hope and Barb and the executive will be providing entertainment!

If you have any questions or comments, please contact Kathy Rankin or Colleen Barker.

We look forward to seeing you on the 12th.

Kathy and Colleen

Comox Valley Schoolhouse Quilters' Guild

www.schoolhousequilters.com



105 Nored Plaza
6750 N Island Hwy . Nanaimo, BC
250-390-3602. www.sergesew.com

Authorized Dealer for PFAFF & BABYLOCK
Sewing machines, sergers & machine repairs.

Do Your Christmas Shopping Early

- Gift Certificates available.
- Sewing machines - always on sale.
- We carry a large selection of hardware, notions, patterns and fabric for BAG-MAKING!

Get to know us through our monthly newsletter by linking through our website.
We appreciate your continued support.
We wish you a very
Merry Christmas & a Happy New Year !



Christmas Lunch Potluck

December 12th - Noon till the fun is done



Comox Valley Schoolhouse Quilters' Guild

www.schoolhousequilters.com



**Great Price on the
Kaffe 570QE !
Come check it out!**



1930 Ryan Road East, Comox BC250-
339-4059 or
1-877-339-4059 huckleberrys@shaw.ca

STORE HOURS
Monday- Friday 10am-5pm
Saturday 10am-4:30pm
Sunday 12-4pm
Closed Holidays



HAW 2024

Wow what a fun party. So many guilds together. Lots of fun, prizes and great food.

Big thank you to everyone who made this happen.

Next HAW 2025 will be in Campbell River, stay tuned for details and dates.



Comox Valley Schoolhouse Quilters' Guild

www.schoolhousequilters.com

Friday Setup



HAW Challenge



Comox Valley Schoolhouse Quilters' Guild

www.schoolhousequilters.com

Breast Cancer Bags

Our hospital needs 30 Breast Cancer bags, that our guild makes, **every 3 months!**

As Myra has stepped down, Carol Metner, Raelene Robertson, and Janis Davis have taken on this committee's mandate.

To this end, every 3 months, we will be hosting a sew day where members may make one (or more) of these kits.

Instruction if needed, will be available on these days.

These will be held on January 9, April 10 and July 10. (These are all the second Thursdays of that month).

We shall be making kits on the first Thursday of those months in preparation for these sew days.

We are hoping that several of you will accept this challenge to make these much needed and appreciated items.

Raelene

[Click here for pattern & instructions](#)

Comox Valley Schoolhouse Quilters' Guild


www.schoolhousequilters.com

A Cozy Quilted Christmas

Kim Schaefer

C&T Publishing 2007

Guild Library # 213




Christmas holidays will soon be upon us, and who is totally prepared? We have several Christmas themed books in our guild library, so search them out rather than pay for a new magazine! The book I have selected is a mix of wall/lap quilts, table runners and toppers as well as smaller, quick gift projects. All can be done in no time with simple construction methods and be on the wall or table in no time.

'A Cozy Quilted Christmas' by Kim Schaefer, is a real gem. She begins with four lap quilt projects which combine simple piecing with fusible applique. In tune with the 'folk' look, there are no bright reds and greens, but more subtle, softer, more comfortable colors. You will want to wrap yourself in these quilts! The smaller wall quilts are so varied, from an angel (halo included) wearing earmuffs and scarf, to one looking truly angelic in her striped socks. Don't limit yourself to a wall quilt - there are likely a dozen ways these adorable angels could be used!

A 'Poinsettia' or 'Tall Trees' table runner would fit in anywhere. Both are very Christmasy/wintery' even with the addition of turquoise in the border. What about using glitzy thread to outline the flowers? Wow! For around a small table top tree you have a choice of two different, but very attractive mini tree skirts. Finally, quick gifts perhaps most suited to men? Wool felt coasters, a snap to make, or what about Sport Santa Towels? Baseball Santa is ready to play, having his bat, ball and glove, even sporting a wonderful moustache. Again, as with the angels, I'm sure these fellows could be used in so many different ways. To complete the projects are mini freestanding Christmas trees - decorate with buttons, mini ornaments, what have you, and enjoy!

This book has fun - to - make, quick - to - make projects. The theme is Christmas, but with a folksy yet contemporary touch. Even if you don't make anything from this book, look at it and get your creative juices flowing!

Merry Christmas from Lois Warner



Library

Our Library has received a very large donation of books and materials – too many to list in this particular newsletter – however, we would like to draw attention to a couple of areas that some members have expressed interest in lately --- more categories will be focused in the next newsletter.

Free Motion Quilting Skills

We know that some of you have been building skills in quilting your own projects – be that hand quilting, walking foot quilting – free motion quilting – or ruler work or even long arm quilting. Although we already had a number of books pertaining to this skill from renowned authors, (such as Angela Walters, Natalia Bonner, Angela Murphy and many more), we are pleased to offer some more books to expand resources in this area. This brings us up to 31 books to help you on your journey.

- 509 Shape by Shape – Collection 2 Angela Walters (we also have # 1)
- 510 Quilting is My Therapy Angela Walters
- 511 Ruler work Quilting – Idea Book Amanda Murphy
- 522 Modern Quilting Designs Bethany Pease
- 523 You Can Quilt It ! Stunning Free Motion Quilting Designs Made Easy

Electric Quilt Resources

Previously, we had the EQ 8 Reference Manual as well as EQ 8 Lessons for beginners. There are a number of additions you might want to explore. Some of this resource material is for older versions of EQ – however, we have been assured that data from these can be uploaded into EQ8 version of the program.

Some of the material is on CD's ---- if you are in need of any assistance to use these materials, please contact Pat Norrad for guidance – she also has a CD reader and can assist with transfer of information to a memory stick for those of us who no

(Continued on page 11)

Comox Valley Schoolhouse Quilters' Guild

www.schoolhousequilters.com

(Continued from page 10)

longer have CD drives on our computers.

You can contact using her contact info in our membership list.

Please note : for your convenience, EQ Resource materials will all be kept in a file folder container at the end of Library books – so that they are kept together rather than interspersed with other books.

Sign out in usual manner, binder spaces for the sign out cards are in numerical order.

- EQ 8 Block Library – an illustrated guide
- EQ Quilt Designs – Design Tricks from EQ Experts
- EQ Block base
- EQ 5 Design Cookbook
- EQ 5 Drawing
- EQ Quilting Designs – Volume 1 (uses a CD)
- EQ Quilting Designs – Volume 7 (uses a CD)
- EQ 5 Quilts – Projects & Palettes (uses a CD)
- EQ 5 Angle Play Blocks (uses a CD)
- EQ 5 Stars and Sets (uses a CD)
- EQ 7 More Quilts (uses a CD)
- EQ 7 Star Power (uses a CD)



Comox Valley Schoolhouse Quilters' Guild

www.schoolhousequilters.com

Snip & Stitch
SEWING CENTRE
NANAIMO

#1-4047 Norwell Drive
Nanaimo, B.C. V9T 1Y6
1-800-789-1730
www.snipandstitch.com

“Like” us on facebook
Snip & Stitch Sewing Centre

Follow us on Instagram
@KathySchroter

Discover the world of sewing!
Wander through our store for a refreshing experience.

All Guild Members Save 20%

“Just Show Your Guild Card”

All Regular Priced Merchandise
Excludes sewing machines, furniture and
all items ending in .99
Cannot be combined with other offers.


Expires December 31st, 2024

More HAW



Comox Valley Schoolhouse Quilters' Guild

www.schoolhousequilters.com



Have you heard ???

President's Challenge this year is the " HST "

(half square triangle – one of the most common, most versatile quilt blocks).

What is your favorite layout for these ? – stars ? chevrons ? flying geese ? – or are you ready to try some new layout ? Do you have a preferred method for trimming these to size ? Sometimes, the options seem unlimited.

To Enter this year's President Challenge :

Register with Gayle Hampton – cost is \$ 5.00. If you complete your project by June, your \$ 5. is returned - --- but, if you don't – the money goes to Community Quilts

Use your scrap HST's from previous projects – or make new ones

Any size project will be accepted – as long as the main focus is HST (although you can include other blocks in your layout)

The Library has many MANY books / patterns to provide options and ideas for you.

Books can be signed out for 1 month periods – if you need to keep it longer, then please return it to ensure no one else has requested it – and then sign it out again.

To request a book – there are small post-it notes on the cupboard door – write your name on it and then stick it to the card in the sign out book

If you return a book and find a request on your sign out card – please let the person waiting know that you've returned it.

If you don't know how to sign books in / out of Library, just ask another Guild member of the process.

Diane, Jean

Membership

It's time to renew your membership. We have missed seeing you and look forward to another great year of sewing and friendship.

The fee of \$60 has not changed, but this year you can pay by Debit if you want, the total cost for a debit transaction will be \$61.00 to cover the fee. Please note Debit only. We will still gladly accept cash or cheques.

Please bring your membership card and we will update your sticker. The card is good at The Black Sheep for a 10% discount.

Also, please fill out a new membership sheet from the website if your contact information has changed. This information is password protected and only for our members.

We will ONLY be using the "Square" to pay by debit on meeting days.

If you can't make it to the meeting it's best to mail it in to PO Box 1031 Cumberland BC V0R 1S0 see you then.

Sharon Hansen
Membership Chairman.

Workshop Report - December

Ann McCullough's Journal cover workshop will be rescheduled after the New Year.

December – No demo

January 9 – Pat McEwen – **Floor Turtle!** 10 am. Pat will do a demo on how to make these useful floor mats and has TWO patterns! She has a few tips and may have some scrap denim for those who need it.

January 23 Pat Norrad

Would you like to understand your Computer better?

Learn where your files are, how they are structured?
How to download and Unzip a file and where does it go?
How to View your monitor and find your files?
Name a file, Save a file, when to use Save-as?
How to Copy/Paste/Cut a file?

I will be showing basic computer skills which will help you to navigate and find what you're looking for.
Bring your Questions! No question will be a bad question!
You can bring your Lap Top if you wish for hands on or a Note Pad and Pen for note taking.

February 13 – Beverly Michaluk – **Cutting machines** - Demonstration. Bev has much experience using her Scan and Cut machine. Could you use one? Come learn what benefits these machines can be to quilters!

March 13 – Carol Metner – Carol used a unique **Double diamond ruler** to create a stunning embellishment in the border of the quilt that she donated to the raffle quilts at our last quilt show. Several people remarked about this feature. Come learn how it is done. If you don't have this ruler, no problem because it will be donated, and stored at the guild.

(Continued on page 16)

Comox Valley Schoolhouse Quilters' Guild

www.schoolhousequilters.com

(Continued from page 15)

April 10 – Raelene Robertson – **QAYG or Quilt as you go**. We all know how difficult it is to quilt large items under the arm of our domestic machine.

Instead, quilt small sections of your project and join them using a method Sharon Pederson uses in her Reversible Quilts book. You may have used this method before. Come see how easy it is to plan out your sections, join blocks by machine or hand, and complete your quilt, start to finish!

Breast cancer bags

Reminder - Please bring in Completed Breast cancer bags and pillows as soon as possible so we can deliver 30 to the hospital.

Kits may be signed out/returned any Thursday. Next scheduled day to sew or pick up a kit is January 9. (same day as the Floor turtle demo but both will be done).

Dec. 1st - 31st., 2024
Christmas Collections
Including New Arrivals!
30% off Reg. Price

Langford-
117, C2401 Millstream Rd.
@blacksheeplangford

Duncan-
180 Trunk Rd.
@blacksheepduncan

Courtenay-
2175 Cliffe Ave.
@blacksheepcourtenay



Black Sheep Loyalty Stamp Card!
Sign up for email updates to
start a Stamp Card, then
***Buy 12m & get 1m Free!**
**Some exclusions apply, see instore*



SUNSHINE

It is good to see so many quilters coming out to enjoy our Thursday sew days and business meetings. Hopefully this is an indication that we are all remaining healthy.

However, as we know, "life happens" and sometimes we all need a little CHEER.

If you know of any of your fellow quilters who are in need of a little cheer, for whatever reason, please do not hesitate to let me know.

Also, a reminder that if you know of anybody who would like assistance in getting out to a meeting, please let the executive know so we can arrange for that assistance.

Thanks, stay safe and healthy.

Beverly L.

Email : sunshine@schoolhousequilters.com



Comox Valley Schoolhouse Quilters' Guild

www.schoolhousequilters.com

Camp Homewood Quilt Retreats

SQG Retreat at Homewood 2025

RETREAT

Homewood has been booked for October 1 - 5, 2025.

We will need a minimum of 30 people.

Deposit is \$100.

Full payment will be due by 25th of June 2025.

I will pass on the 2025 prices for the different rooms as soon as Homewood lets us know.

If you have any questions, I am usually at the hall every Thursday.

I am looking forward to a Retreat in Oct. 2025, how about you?

Sign up now!

Barb M.

Debbie

Brenda

[Guest Groups • Camp Homewood](#)

Happy December Birthday



Linda	Mathers	12-6
Terry	Duval	12-11
Shirley	Woodbeck	12-15
Anita	Jones-Gould	12-17
Jane	Kerr	12-17
Theresa	Pinke	12-17
Barbara	Bloxham (Kenney)	12-18
Patti	Kemp	12-20
Marjorie	Arnold	12-27

Comox Valley Schoolhouse Quilters' Guild

www.schoolhousequilters.com

Membership Dues 2024—2025

Time once again to submit your membership dues. We are so lucky to have the hall every Thursday from 9 to 9, not many guilds do.

Membership dues are \$60 and please fill in a NEW form with current information and submit with your payment.

Membership form can be found on the first page of our website, just scroll down, click on the link and print the form.

www.schoolhousequilters.com

Looking forward to seeing everyone at the guild.

Newsletter Advertising:

To advertise in the newsletter please contact Hope Rychkun for rates. Submit advertising by the **15th** of the month for inclusion in the next month.

editor@schoolhousequilters.com

Newsletter Deadline:

Please submit all entries for the newsletter by the **15th** of the month for inclusion in the next month's newsletter.

Submit articles to Hope (current editor) using the email:

editor@schoolhousequilters.com

Normally our guild meets every Thursday from 9:00am to 9:00pm for quilting at the Cumberland OAP Hall.

General Meeting (September to June) on the **1st** Thursday of each month at **6:30 pm**

Executive Meeting (September to June) **3rd** Thursday of each month at 1:00pm

Our Website:

www.schoolhousequilters.com



Meeting Refreshment Goodies



This revised schedule takes us into the two meetings in December and June that are "pot Luck".

Please remember to bring your own mug. Fee is by donation and recommended at \$5.00 for year (or 0.50 per cup).

New schedule for goodies donations for refreshment table at our monthly meeting is as follows:

LAST NAMES STARTING WITH

SEPT	A, B, C
OCT	D, E, F
NOV	G, H, I
DEC	ALL - POTLUCK LUNCH
JAN	J, K
FEB	L, Mc and Mac
MAR	M
APR	N, O, P, Q, R, S
MAY	T, U, V, W, X, Y, Z
JUNE	ALL - POTLUCK DINNER

Comox Valley Schoolhouse Quilters' Guild

www.schoolhousequilters.com

Refreshments

Hello ladies,

Coffee and tea is provided at the monthly meetings for a nominal fee of \$5 per year or 50 cents a cup. We offer both caffeinated and decaffeinated options.

You may also make your own coffee or tea on the Sewing Days. Please deposit your money in the red and white money mug (in the cupboard or on the coffee table at the meetings). If anyone has any special teas they would like let us know as we will be replacing some of them soon.

We also all enjoy eating the treats brought by the members throughout the year.

We are already thinking ahead to Christmas 🎄 so if anyone would like to help with our potluck lunch, either in the kitchen or with the decorations, please let us know. It is always a wonderful affair!

Thank you

Kathy Rankin and Colleen Barker

Comox Valley Schoolhouse Quilters' Guild

www.schoolhousequilters.com

Pina Colada Muffins

By JulieAnn

1/2 cup white sugar

1 egg

1/4 cup margarine

1 cup sour cream

1 tsp rum extract

1 1/2 cups flour

1 tsp baking soda

1/2 tsp baking powder

1/2 tsp salt

1 small can crushed pineapple drained

1/2 cup coconut

Measure sugar, egg, margarine, sour cream and rum extract and beat until blended

Stir together dry ingredients and add wet ingredients stirring until barely blended.

Add pineapple and coconut.

Bake at 375 for 25 to 30 minutes.

JulieAnn doubles the recipe to make 24 good sized muffins.



What to do if:

- 1.** You didn't receive the current newsletter
 - contact **editor@schoolhousequilters.com**
 - orcheck our website on the Newsletter page
- 2.** You don't know the new website Members Only Password or forgot what it is
 - contact **Membership**
- 3.** Any changes to your membership information such as phone number, home address or email
 - contact **Membership**

Comox Valley Schoolhouse Quilters' Guild

www.schoolhousequilters.com

Guild Member's Personal Information

If you need to contact any of our guild members, executive or committee members please go to the **Members Only** page and then to **Memberships** on our website for the most up to date list of all email, addresses and phone numbers of current guild members. Remember you will need to be a paid member to get the userid and password to enter this area.

To protect the privacy of our guild members' personal phone numbers or email addresses will not be published in the newsletter unless specifically requested by the committee member. Most committees have a guild email address that is redirected to their personal address.

If your committee does not as yet have one or you are organizing a special event please send an email to our webmaster using

webmaster@schoolhousequilters.com

to request one.

As a paid member you have received the login and password for this members only section.

For newsletters you do not need to login to the Members Only section.

They are available on the main page and you will also receive the file (pdf format) via email from our Secretary.

Personal Information Changes

Please notify the Membership Committee of any changes to your email, phone number or address.

The Membership Committee will then pass this information on to those who need the information to update email lists, and membership files.

Keep your information up to date in order to receive email regarding guild events.

Comox Valley Schoolhouse Quilters' Guild

www.schoolhousequilters.com

Executive & Committees 2024–2025

President	Sandra Castiglia	Treasurer	Peggy Hawkins
Vice-President	Gayle Hampton	Secretary	Marlene Hooper
	Past President	Debbie Maxwell	

Community Quilts Coordinator	Lorraine Terretta
Hall Open & Close	Carol Metner, Judy Morrison & their teams
HAW	Hope Rychkun & Barb Messer
In-House Draws	Brenda Levirs
Library	Diane Cave, Jean & Beth
Membership	Sharon Hansen & Pat McEwen
Newsletter	Editor—Hope Rychkun Advertising—Hope Rychkun
Photography	Barb Messer
Programs Part Time Facilitator	vacant
Refreshments	Kathy Rankin & Colleen Barker
Retreats	Barb Messer (Debbie Maxwell & Brenda Levirs)
Sunshine	Beverly Luck
Village of Cumberland Liaison	Diane Cave
Website	Hope Rychkun
Word Search Puzzle	Bev Michaluk
Workshops	Raelene Robertson & Joan Gurney

Appetisers and salads

F W V K Q C I V J M I N I M E A T B A L L S N Q
S A M O S A S U B I O W Y J S R T L O Z O Z L V
X N C A N A P E M O S R P O T A T O S A L A D B
W Q X F A W X T A A X U W J Z B S K Q A S G B K
J V L M D E Q Z D D J T S G I U U C O O R C C X
C V I O I M N S K R J T C Q V W S D R P A D S Y
B T E D P O M N R M G N C S V J H R O S F W P R
C S Q F S Q I G K H K M Z S M N I M V X J L R S
T R E O A R A N C I N I I L K M X E K H B P I Z
E N Q Q T H A I B E E F S A L A D J D M H N N J
K R M K G W A Q V B T A B B O U L E H R K D G L
Y C H I C K E N W I N G S I D L F G H C G T R L
Q K I P M W C A E S A R O X G R E E N Z F R O X
P Q P L N Z T M V K E S O O M F K B P N J Z L S
H A E P B E K V N O R I R O L L S B S V D B L X
Z S R H O N Y J Q G Q P D R Q R J C A U C B S Q
H J X S V E O Y M A I R C H V C G Q K J E A W O
O Z T U E E M D R W A N N Q V O N K V S G Y S C
N K S Z K O K E T Y W D F Z T L O Z G A D D E T
W Q G R E E K S A L A D N Q X E K T V N O M S J
F K W I T U I B B S A C V Q D S F S J V V C F X
U N V U T I E N A J L L Z V C L P O Q Z F K J J
A S B U T H Y R W K Z K Q J M A I C Z Y W L H I
C S I N R T Q C A L J Y N B L W R T U P R M O Y

arancini	Caesar	canape	chicken wings
coleslaw	dips	greek salad	green
mini meatballs	nori rolls	potato salad	samosas
spring rolls	sushi	tabbouleh	thai beef salad