



# Sew 'n' Tell

Comox Valley  
Schoolhouse Quilters

MAY 2010

Inside this issue:

Monthly newsletter of the Comox Valley Schoolhouse Quilters Guild • Box 1507 Comox, BC V9M 8A2

## President's Address

<http://www.schoolhousequilters.com>



Joan Fentiman and Gail Abel

The charity quilt has been handed over to Glacier View Lodge for them to raffle off. This is a very small group of ladies who could really use a few people to man a table selling tickets. If you have an hour or two to spare let us know. (see page 17)

There is a bus full of quilters heading off to Victoria in May. I hope they bring lots of pictures back to share with those of us who couldn't make the trip. Of course if they bring back idea's, fabric, patterns and books we would love to share that as well!

Presidents Address	1
Executive & FYI's	3
Book Report / June POTLUCK	4
Quilter Profile	6
Library, Birthdays etc	9
BOM	10
Ad Rates & Sunshine	10
Quilt Canada pic / Sisters trip	12
Fabric Strip & Horoscope	13
Venue, Quadra Garden Tour	14
Homewood Quilt	14
Quadra Island 2010 HAW	15
Calendars	16
Glacierview Quilt	17
Puzzle Page	19
Poems, Pippa and Tips	20

Thank you to Gail for holding down the fort while I was travelling around Australia.

Sharing the job has worked out for both of us and is something to think about in the future for those wanting to fill our boots.

Elections are coming up fast – remember we voted to have our elections in June and the new executive will commence their duties in September.

We want to encourage all members to consider taking on a position either on a committee or the executive. New people, new ideas, more fun, happier quilters!!

This year has been a great year. The enthusiasm and friendship shown has made our job so much easier and the support from our executive and committees has helped us tremendously.

Bouquets of fat quarters to everyone!! We look forward to our June Social as a wind-up before the summer commences. This will be held June 10<sup>th</sup> at 6:00pm so remember to bring your potluck dish .

Watch the newsletter for further info.

## REFRESHMENTS

2009 - 2010

May H J K  
June L M N  
June Potluck - Everybody

### From the nominating committee...

The Guild needs YOU! All but a few positions have been spoken for, pick yours while there are plenty of choices. How about a shot at the top position: "President"! Your chance to practise being a benevolent dictator. Or maybe you prefer guiding the miss guided masses to more quilting bliss. Maybe you have your eye on the tuff job. You are the one that can be the Treasurer who can keep us solvent. No hands in the cookie jar pleaseeeee . Fantasizing on all the things the club needs...

### Committees

Maybe your cup of tea is sending "Sunshine" when it's needed. Hands Across the Water, not our turn yet, so an easy one to grab. Got an idea for Fabric swap, or Block of the Month? Here's your chance to lead us all on a creative journey. Do you like meeting new people and showing them the ropes, then you're the one for Membership. Got a sweet tooth? Or skill with a coffee pot? Or can you cajole, wheedle, arm twist women into bringing goodies for us all to share, and helping with the clean up, then you're our refreshment girl. Join a group for more merriment; WE Care, Workshops, Venue, Library, Venue.... Many hands make light work!

The nominating committee will accept all comers! Moreen, Ardythe and Sheila

# Bernina 830

The only, luxury, high-performance sewing and embroidery system in the world.

When you create on the BERNINA 830, your grandest ideas can come to life. That's because it offers the most sewing and embroidery space, unbeatable speeds, and the most advanced ergonomics of any home sewing machine. It's time to think bigger.



## Huckleberry's Fabrics Inc.

1930 Ryan Road East  
Comox, BC, V9M-4C9  
250-339-4059  
1-877-339-4059 Toll Free  
e-mail : [sewfun@telus.net](mailto:sewfun@telus.net)



**May/June Class Schedule Now Available**

**Call 1(877)339-4059 or  
e-mail -[sewfun@telus.net](mailto:sewfun@telus.net)  
and we can e-mail you a copy**

**2009- 2010 Executive!**<http://www.schoolhousequilters.com>**COPYRIGHT**

Comox Valley Schoolhouse Quilters  
All rights reserved - Do not reprint  
without permission from the Editor

**Presidents:** Joan Fentiman & Gail Abel**Past Pres:** Marie Trimmer**Vice Presidents:** Florence LaBrecque  
& Lynne McNiel**Secretary:** Hope Rychkun**Treasurer:** Judy Morrison**Committees:****Block of the Month:** Marie Trimmer**Event Coordinator:** Norma McNeillie**Fabric Strip:** Florence LaBrecque**Hands Across The Water:**

Barb Messer, Ardith Chambers

**In-House Raffle:** Shirley Woodbeck**Library:** Myra Shearer, Brenda Levirs,

Debbie Maxwell, Jeannette Morneau,

Christa Constable, Hope Rychun,

Karen Ross, Julie Whitman, Beth Ritchie,

Marilyn Schick

**Membership:** Myra Shearer, Lynne McNiel,**Newsletter:** Ardythe Crawford,**N.L. Advertising :** Joan Johnsen**Notification:** Gail Kirkoski, Gail King**Publications & Communications:**

Verna Power

**Refreshments:** Myra Shearer, Peg McMillan**Retreat:** Terry Vadeboncouer,

Beverly Luck, Sharron Woodland

**Sunshine:** Shirley Woodbeck**Venue:** Margaret Yells, Frieda Peters &

Vicki Willems

**WE CARE:** Margaret Yells, Gladi Lyall,

Joy Whitehouse, Marie Trimmer

**Website:** Hope Rychkun**Workshops:** Lynne McNiel, Jan Fraser,

Margaret Yells, Hope Rychkun

Mentored by Sheila Scrase

**FOR YOUR INFO****CONVERTA-TOTE-PATTERN**

Converts from a tote to a seat cushion with 12 or more pockets for notions. It is no longer being published, but Joy Nagle has the designer's permission to sell photocopies. Call her at 250-871-4499 or see her at Guild on Thursdays to order your copy. Cost is \$7.50

*On behalf of myself, Kevin, all of us at Huckleberry's and my family, we would like to thank everyone, so very much for the sympathy cards and kindness at this time of loss of our mother and friend, Ann-Marie.*

*Sincerely, Joanne & Kevin  
Huckleberry's Fabrics Inc.*

*From the Editor's computer- It has been mentioned to me that reading the newsletter on-line is quite different from holding a hard copy in your hands! Therefore I will endeavor to place the articles on following pages instead of "SCATTERING them to the winds! "*

Irene Miller brought a little item from a Campbell River paper for us to see - **Kathryn Botsford** of Campbell River has been selected as a semi-finalist for the 2010 AQS Quilt Show and Contest in Paducah KY - Congratulations, Kathryn! Her Quilts DRESDEN CHARMS and ANTIQUE MAGIC will be entered in the Contest with 386 other quilts. The Contest is in it's 26th year and features cash prizes totaling over 120,000 dollars US. Quilts were entered into this Contest from 47 US States and 10 other countries. BEST OF LUCK to Kathryn!

*Your NOMINATIONS team of MOREEN REED, SHEILA SCRASE and this Editor have been trying to find willing and not so willing fillers of all the positions on the Guild Executive and Committees. Our Presidents would LIKE to see an election rather than an acclamation at the June Meeting. Only the four executive positions need to be elected, all other Committees - see the list at left, are open to any interested member. Our Constitution, modified at the April Meeting, forbids any of the Executive, ie: President, Vice President, Treasurer, Secretary, from holding any one position longer than two years at a time. This means that SOME of YOU must stand up and volunteer for the good of the Guild.*

*When you are asked what you can do to help the Guild, think deep and step forward to assist all of us so we can continue to have a vibrant and viable Guild.*

The Editor also needs a member to do the book reports from our Library books for the next season's newsletter. IF you love to read the Quilting books and can see yourself writing about them, please let the editor know asap!

## **BOOK REPORT:** by Jennifer Harrison

### **SEW SPECIAL FAT QUARTER GIFTS, edited by Julie Johnson #217**

A hardcover, spiral bound book of gifts to make for family, friends or venues, this book is another treasure trove of ideas and includes 64 patterns of 'quick and easy designs'. The good part about it is that you won't need yardage for these projects – all are created from fat quarters!

Yes, some of the projects are small and just take a few quarters, while others take many to complete the design. I actually believe that many of the projects in this book ARE easy – simple ideas that we perhaps have thought of but just haven't had the inspiration or 'push' to do – like decorating towels, or making some 'groovy' pillows for the family room, or even to go with that new quilt that you have just completed. Of course the new fabrics used, and the colour photos are so delightful – I saw a quilt on display in Huckleberrys and it used some of the fabrics illustrated in this book.

So, on with the contents: Sew Sweet Baby section takes us on a journey to create bibs, crayon holders, a very simple but eye-catching quilt using 5 ½ inch squares, a matching tote, baby announcement board, playmat, stuffie using yo-yos and more.

The Comforts of Home features directions for a very easy pinwheel quilt, pillow designs, two scrappy rag quilts, and

shows how to use striped fabric for a pleasing effect. All of these quilt patterns are suitable for real beginners as well as for the more experienced quilters.

Bags and More is an extensive section of 30 pages that contains patterns for almost any type of bag that you can think of – for jewelry, gifts, wine, drawstring type, some petite purses, travel bags etc. There is even a pattern for a patchwork backpack. And they all look wonderful! So, bag-lovers, you will love this section!



right), bread bags, table runners, reversible basket covers, book jacket covers great for journals, gift boxes, pin-cushions and much more!

In conclusion, I think that this book will be great for anyone that loves fabric and want to use up all those delightful scraps or fat quarters for those gifts. Just think – this book may solve all your Christmas shopping problems – because as we all know, a handmade gift is right from the heart and very much appreciated!

## **JUNE WIND -UP & POT LUCK!** By Norma McNeillie

Our wind up "do" will be the evening of Thursday, June 10th. The usual drill . . . Bring a dish to share (no crock pots or plugs ins . . .), bring your own cutlery, dishes, mugs, glasses, napkins, placemats, or anything else you need to eat with! Because of possible(?) warm temperatures, please make sure your dish is kept chilled. Food safety say perishable food must not be in "The Danger Zone" (room temperature), any longer than 2 hours. (sorry, just had to put that in. . . My Home. Ec. background pops through every once in a while)

In the Heart of the Home section, patterns include adorable aprons, oven mitts, coasters, tea cozies, cookie trays (yes, that is

As we did last time, please make sure that you clean up all your things, including the dish and leftover food you brought with you. We did SOOOOO well last time, that we no longer need a clean-up crew. Yeah!

This year we will not be having a placemat contest. We will still gratefully accept them, but we had so many last year, that we are well supplied for this year.

Due to some member's requests, we will hold a "Garage Sale" that night too. There are about 12 small tables available for members, no cost! Just pre-register by calling me at 250 703-4707 before the 3rd of June. You could share a table with someone if you only have a few items. You will be responsible for pricing each item and doing your own sales and clean-up. This will be an opportunity to get rid of quilting and sewing "stuff" you no longer wish to house at your abode. (**Note: this is NOT a general clean-up of ALL your stuff, JUST quilting and sewing stuff!**)

We will do any setting up at 6 pm. Dinner will be at 6:20-6:30, and the sale will be after dinner. There will also be a library looney auction. (will the fun never stop???)

## BIB n' TUCKER QUILTING

### May Sale

All **floral** textures and **floral** prints

**25% – 35% off 2m + (same bolt)**

**½ m minimum cuts**

**Closed Sat May 15 –see us at  
our triple booth at the  
Victoria Quilters Guild show**

343 D Bay Street (Lower Rear GRAVEL YARD parking lot) at  
Turner, VICTORIA 250-386-6512 (Mon- Thurs 10-4, Sat 12-4 )  
(Closed Fridays for Grandma Privileges)

Various Sizes

Call for  
more info

Stretched frame  
print from your  
favorite photo

**ABC**  
PRINTING  
& Signs

## Great Gift for Any Occasion



(250) 338-6364 | 1-888-663-1166

[www.abcprinting.ca](http://www.abcprinting.ca) | [abcprinting@telus.net](mailto:abcprinting@telus.net)

416-C Puntledge Rd, Courtenay, BC

<http://www.schoolhousequilters.com>

## **QUILTER PROFILE: Norma McNeillie**

*This month when I arrived at Norma and Keith's, I was greeted by the tantalizing aroma of fresh muffins and a wonderful walk down art gallery-hallways hung with West Coast art-facts. We spent an enjoyable afternoon discussing Norma's career as a Home Economist and teacher, as well as her retirement activities with our guild.*

Norma is one of the few members of our guild who was born here. As she stated, "I was born in Comox (my mother was, too, one of five children born to Mary Pidcock and "Cougar" Smith) but we moved to West Vancouver when I was about one. Our Comox house, which my Dad built, still stands on Church Street. My paternal grandfather, Rev. A.W. Corker, was a minister at St. Peter's Anglican Church, which is why the hall is named after him."

In 1968, Norma tells us, she finished her degree in Home Economics at UBC and then took summer school classes for her teaching diploma. After six years teaching in Coquitlam, she travelled to Germany to teach there. "That was in 1974. I met my husband Keith there, and then relocated to Regina, where I taught for a year and a half. When our two boys were

born, I stayed home with them until 1990."

Although Norma was experienced at sewing, she had not quilted before the late '80s, when she took her first quilt course. "I made a sampler quilt, hand-quilted, which I gave to my Dad for his afternoon naps. This year I donated it to We Care. I made it before rotary cutters and all the great time-savers of the day. But from 1990, when I went back teaching, until 2001, I had very little time to quilt or sew or *anything!* I did take the odd class – they were pretty few and far between. I made my second quilt in about 2000. It is in blue and white,



**Current project - Dresden plate**

and the pinwheel pattern. I knew very little about quilts, but forged ahead, finding out later that the batt I used was probably not the best choice,

AND I machine quilted it too far apart. How to make the border was a mystery, too, so I used up the mirror image pieces from the quilt and tacked them on as the border. It's still my favourite quilt."

When asked about her membership in the guild, Norma replied, "I joined the guild in 2001, but I was still doing some substitute teaching here, so I didn't get too involved until a couple of years later. Dorothy encouraged me to put some things in the venue sale. She said, 'Just meet us down at Nautical Days!' and she was so nice to us all. I really enjoyed the experience. It allowed me to use up fabric, try new patterns and techniques and *not* overburden friends and family with 'stuff!' It also allows me to recoup some of my costs, so I could try more new things, and so I can 'play' some more! I am most interested in quilted items that are useful – that I can see an end use for. I do sew things for the sale, but I like to use up little bits, and I try to have something different each time."

"After one of the sales, Dorothy asked me to organize the venue for the next Nautical Days, because she had overseen it for long enough. After holding that one sale, we all decided that a committee dedicated to venue sales was needed, and I was happy to help with that for a couple of years. Years ago, when I was home with the boys, I got involved in many craft sales, making whatever was selling that year. When I went back teaching, I got involved with more of the same, raising money for the Home Ec program, so I had a lot of experience with sales venues."

"Doing the venue here was really great. At our first meeting, we talked about what we wanted for the

*Cont'd next page*

## Quilter Profile

venue. We wanted it to be self-supporting, and talked about props, organization, and so on. The guild generously gave us \$1000.00, which we soon paid back with fees from sales at the Filberg Festival.”

“After my term, we strong-armed June Boyle into taking it over, and now Margaret is heading it. So, it’s been good for the guild and good for members putting their quilting into the venue sales. I think we did a great job of setting down goals and instituting practices that allowed their completion. I know we are now self-supporting, and I’m very happy we have had such able people doing this work in the past few years.”



“Over the years, I have been aware that people join the guild for a number of reasons. I think these differences are what makes our guild interesting. If members are there and they’re doing machine work, hand stitching, knitting, beading, or what-

ever, I think that’s great. It’s stimulating. I take hand work because I like going around to see what everybody’s doing. We see things and say, ‘Oh gee, I’d like to try making one of these.’ Recently, Gail Tellett shared her fabric-wrapped clothesline creations. That kept

me busy trying that new idea for at least a week!”

What does Norma do when not quilting? She tells us, “I spend my time cooking, gardening, going to Aquacize four times a week, reading, and hand stitching. I was amazed – a family friend once asked, ‘Did I sew

very often?’ and I replied, ‘Everyday!’ (or almost). Keith says I always seem to like the labour-intensive projects, and it’s true. I like hand work. I have learned to knit in the past few years (thanks to my friends Prue Russell, Gladi Lyall, and Verna Powers) and I always have a small project on the go. Each year I try to give the hospital auxiliary one or two items. Last year it was a quilted bag and a lap quilt. This year it was a baby quilt. And I am also a devoted cook – again because I am always wanting to try new things.”

Norma’s studio doubles as their office and sitting room. An eye-catching floral quilt hangs strategically on her studio wall, and on her studio sofa are an appliqued cushion of her cat (“All I have left of her”) alongside her Double Irish Chain lap quilt. Norma’s present work shows how much she likes Nancy Halvorson and McKenna Ryan patterns– a fused and appliqued Birdhouse wall hanging, a couple of applique patterns waiting to start, tea towels to which she will add her own touch.

*Cont’d - next page*



This is the 2nd quilt I made, pinwheel design


Norma states, “I am very much a homebody and enjoy my own space and company, but I love the Schoolhouse guild for the companionship, inspiration, and ability to be somewhere else where I am comfortable. I am constantly amazed at the variety and depth of experiences that our fellow quilters share.”

## QUILTER PROFILE Cont'd

When asked what her most difficult project has been, Norma answers, "It was the New York Beauty quilt for my son Blair and his wife Gabby. The quilt was a labour of love, and I am very proud of it. My next big project will be a similar quilt for my son Dan and his wife Elisha. I have made several rag quilts for them, but I want to give them a keepsake quilt now that the two grandchildren are older. After taking a class from Gail Tellett and June James on English paper piecing, I began a Dresden Plate quilt. It has a decided old-fashioned look, so I'm hand quilting it all. I am really enjoying the experience!"

"One of my future projects is some sort of salmon wall hanging. I want to incorporate realistic fish with the West Coast native designs. My Dad was in the fishing business, and we spent every summer in Alert Bay. As a consequence, we have a great appreciation for West Coast Native art, and we're lucky enough to have several carved pieces. I think this quilted piece will be a fond remembrance of Dad and his career."

*Every month, when I spent time visiting one of our guild members, I come away with ideas for improving my own quilting. And as I drove home from Norma's (in glorious sunshine, for a change), I found myself thinking about her very small stash. I would be willing to bet that, even with several projects in preparation, Norma still has one of the smallest stashes in the Valley. This means to me that when Norma needs fabric for a quilt, she is not digging through stale and outdated fabric, but instead is buying cotton in current designs and colours. Certainly one philosophy of stash collection. So thank you, Norma, for welcoming me into your beautiful home and studio, and for giving me one more quilting tip. EB*



the New York Beauty I made for my son Blair and his wife, Gabby



This is the wall hanging I did to cover the electrical box which the builder so thoughtfully put in the family room



## Library Committee Report

We are planning to hold a loonie auction at the June pot-luck dinner - remember to bring some change. And check out our latest books - 3 brand new and 3 that were donated.

#359 The Quilted Garden by Janet Sassaman

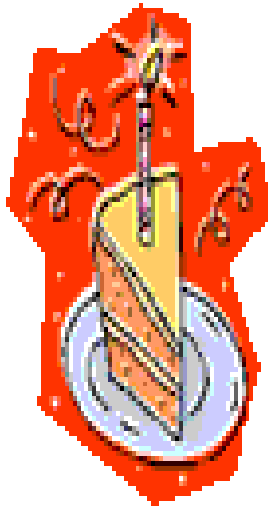
#360 Quilted Symphony by Gloria Loughman

#361 Quilts, Bibs, Blankies...Oh My! by Kim Schaefer

#362 Crazy Patchwork by Janet Haigh

#363 Special Delivery Quilts by Patrick Lose

#364 Pictorial Quilting by Maggi McCormick Gordon



**Happy birthday to:**

**Peg MacMillan May 3**

**Joan Johnsen May 16**

**Brenda Levirs May 30**

**Jeannette Morneau May 31**

*Snip & Stitch*

1-4047 Norwell Dr.  
Nanaimo, BC  
V9T1Y6  
1.250.756.2176  
1.800.789.1730

Now Two Ways  
To Shop  
Wonder Through  
Our Shop Or

\*NEW\*  
Shop Online at  
<http://www.snipandstitch.com>

### **SERGE & SEW**

**250-390-3602**

**105 Nored Plaza, 6750 Island Hwy.,  
Nanaimo**


**Authorized PFAFF & Babylock dealer:  
servicing & repairs to most  
sewing machines & sergers.**



*Check our website  
[www.sergesew.com](http://www.sergesew.com)  
for EVENTS & SALES!*

## Refreshments

May goodies will be supplied by members with the initials H J K. A reminder to bring your own mug. If you DO have to borrow a mug, please wash, dry and replace it in the kitchen when you are done.



**Pippa Moore**  
 (250) 339-3815  
[www.pippamoore.ca](http://www.pippamoore.ca)  
 880 Rocky Heights Rd.  
 Comox, BC, CANADA V9M 3E7  
[info@pippamoore.ca](mailto:info@pippamoore.ca)

### BLOCK OF THE MONTH for 2009-10

By Marie Trimmer - I will be at the meeting to hand out the next three blocks for those who are taking part in the this project **NOTE: Marie will be handing out MAY AND JUNE blocks at the May Meeting - grouped blocks will be awarded at the June meeting or at the Wind-up a week later.**

### ***Sew'n Sews Fabrics***

58C Adams Road

Campbell River, BC, V9W 1S1

Ph: 250-923-6065

Fax: 250-923-0399

email: [sel@telus.net](mailto:sel@telus.net)

**Janome Sewing Machines & Sergers  
 Fabrics, Patterns, Notions**

Owner: Edna Roberts

Located in Willow Point

### **SUNSHINE—Shirley Woodbeck**

If anyone knows a member in the guild who has been ill or has illness or a death in their family or who just needs to be cheered, please call

**Shirley Woodbeck at 250-338-1176**  
 so that a card may be sent from the guild.

### Submission Deadlines: (Firm)

Articles:	20 <sup>th</sup> of month
Advertisements:	15 <sup>th</sup> of month
Committee reports:	20 <sup>th</sup> of month

### Issue Rates:

Full Page (7.5" w x 10" h)	\$22 per month
Half Page (7.5" w x 15" h)	\$17 per month
Quarter Page (5" w x 3.75" h)	\$12 per month
Business Card (3.5" w x 2" h)	\$8 per month

The issue rates must be paid in advance and must occur during the September to June time frame.

Thank you to all those who support our Guild by advertising in our newsletter.

Please send articles, etc. by the dates above to Ardythe at [ardythec@telus.net](mailto:ardythec@telus.net). I will send an email confirming receipt. If you do not hear from me, please resend your email.

Please contact Joan Johnsen at [Forjj1@shaw.ca](mailto:Forjj1@shaw.ca) for information and payment of advertising.



Ph: (250)248-8449 P.O. Box 606  
 Fax: (250) 248-8451 #1-180 Craig St  
 Marian Whitney Parksville, B.C. V9P 2G7  
 grammas\_quilting\_cupboard@shaw.ca  
 www.grammasquiltingcupboard.com



Stitches  
 phone: 250.537.8985  
 Creativity@StitchesFibreArtSupplies.ca  
 www.StitchesFibreArtSupplies.ca

127 Rainbow Road Salt Spring Island, BC V8K 2V5

**Kismet Quilts**  
 5334 Argyle Street  
 Port Alberni  
 V9Y 1T8  
 250-723-6605  
 Monday-Saturday 10 am - 5 pm

www.kismetquilts.com

*Long Arm Quilting Services, Fabrics, Notions, Books,  
 Gifts, Large Selection of Wide Goods, Classes*



**2010 QUILT SHOW**

Nanaimo Quilters' Guild

“MATERIAL MAGIC QUILT SHOW”

Dates: June 18, 19 and 20th

Times: Friday 10 – 6

Saturday 10 – 6

Sunday 10 – 4

Place: Beban Park, Nanaimo, B. C.



[Http://www.cindysthreadworks.com](http://www.cindysthreadworks.com)

*Choose from the Largest Selection  
 of Superior Threads in Canada*

NEW Titanium Topstitch Needles  
 “Satellite Group Shopping Sprees”  
 By appointment:

Phone: Cindy Scraba (250) 738 0560

Email: [cindysthreadworks@telus.net](mailto:cindysthreadworks@telus.net)

(Located near Little Qualicum River Falls)

Picture from Beth Ritchie - Some of OUR Guild Participants at CQA Calgary 2010



INSPIRING FABRICS • PATTERNS &amp; BOOKS • NOTIONS &amp; GIFTS



Creative Quilting for All Life's Phases

Open Daily!

1689 Government Street at Fisgard  
 Phone: (250) 383-4023  
[www.satin-moon.com](http://www.satin-moon.com)

Guild Members Special  
 20% off all orders from our website  
[www.satin-moon.com](http://www.satin-moon.com)  
 (sales excluded) please mention  
 CODE SMCV09

Eileen Neil workshop  
 Stitch Work with Beads  
 Sat May 16

## 2011 BUS TRIP TO SISTERS, OREGON

July 7-11, 2011

Thank you to all those interested in the bus trip. I have sent out a list of the costs to those who indicated they were interested in going.

Please contact me if you did not receive "Bulletin #1". with instructions as to when to pay.

I am willing to take more names for the wait list . The majority of those who are now listed are Guild Members but I am willing to accept other quilters as well.

I am looking forward to five days of wonderful friendship and fun. It will be warm in Sisters come July so remember to pack your sunscreen and hats!!

Signed, Joan Fentiman  
[thefents@shaw.ca](mailto:thefents@shaw.ca)

**Monthly Fabric Colours All Based On Flowers**

by Florence Labrecque

MAY PURPLE IRIS

JUNE ORANGE TULIPS

Three inch strips, width of fabric, washed and pressed please



May



June

**Horoscope**

**TAURUS - The Enduring One (April 20 - May 20)** Charming but aggressive. Can come off as boring, but they are not. Hard workers. Warm-hearted. Strong, has endurance. Solid beings that are stable and secure in their ways. Not looking for shortcuts. Take pride in their beauty. Patient and reliable. Make great friends and give good advice. Loving and kind. Loves hard - passionate. Express themselves emotionally. Determined. Indulge themselves often. Very generous.

**GEMINI - The Chatterbox (May 21 - June 20)** Smart and witty. Outgoing, very chatty. Lively, energetic. Adaptable b UT needs to express themselves. Argumentative and outspoken. Like change. Versatile. Busy, sometimes nervous and tense. Gossips. May seem superficial or inconsistent. Beautiful physically and mentally.

## VENUE

Your Venue committee has arranged for 3 sales in the coming year.

They will be:

**May 22, 2010**  
**OAP Hall in Cumberland**

**August Holiday weekend**  
**Nautical Days**

**November 12, 13, & 14th**  
**Charles Dickens Sale**

**Information for those who are new to the Guild:**

The Guild provides these sales as an opportunity for Guild members to make and sell their quilts and quilted items. These items must be good quality as they represent the work of our Guild. This is a good opportunity to use some of your fabric and talent and make some money. Small and reasonably priced items tend to sell best but some larger items sell as well. We encourage all guild members to participate, if they are interested. as the more items we have in the sale, the more interesting our booth will be.

A fee of \$5.00 is charged by the Guild for the first 10 items that you enter into the sale. \$10.00 is charged for more than 10 items. The Guild receives 10% of the money earned by each item that is sold.

If you are interested in entering some items into any of these sales, please contact Shirley Woodbeck. Shirley has the price tickets that are to be attached to your quilted item. She also has the forms where the items are to be listed. If you are entering items into a sale, it is expected that you will do a volunteer shift at the sale. It is also appreciated if you can help with set-up and take-down.

The Charles Dickens Sale requires that work entered into their sale be juried by the Charles Dickens organizers. Therefore we need three pictures that are representative of the work that you will be entering into the sale. These pictures need to get to Shirley as soon as possible.

If you have any questions, please contact either Shirley Woodbeck or Margaret Yells.



**Quadra Island Quilters' Guild** will be holding their annual Quilt and Garden Tour on **June 26 and 27**. This tour, entitled *Flora and Fabric*, will include twelve gardens, six with quilts, plus a quilt craft boutique. There will be a wide variety of gardens and quilts on the tour, reflecting the strong blend of practical and artistic skills found on Quadra. The gardens range from the south to the north end of the island.

The cost of the tour is \$12.00 and tickets are available at a number of locations including the Campbell River Tourist Information Center and the Quadra Island Tourist Information Booth.



Here it is: a picture of the quilt Debbie Maxwell made for us. It matches perfectly in our living room. We love it.

Blessings,

Michael & April Conchie  
Camp Homewood

**Hands Across the Water 2010**

When: 02 Oct 2010  
 Where: Quadra Island Community Centre 970 West Rd.  
 Time: 10:00 a.m. – 3:30 p.m.  
 Theme: Quilts in Nature  
 Guest Speaker: Karla Thomson of Victoria,  
 Block: Bear Paw – Plaids, Checks, and Stripes 12” finished  
 Challenge: Nature, max size 96 in perimeter, any shape, should include the colour yellow  
 Fat Quarter: Nature Theme  
 Cost: \$15.00 Includes lunch, door prizes, entertainment and surprises for all.  
 Early registration is encouraged as seating is limited to 180.  
 Participants in Workshops will be given preference.

**Workshops**

All-day \$65.00 Half-day \$35.00 \* Many require Supply Kits from \$8.00 - \$30.00

**Friday 01 Oct. 10**

Encrusted Fabric \* Terry Phillips 9:00 a.m. – 12:00 p.m.

Beaded Inches \* Terry Phillips 12:30 p.m. – 3:30 p.m.  
 (Two stand alone classes, however if you take the afternoon class you will require the class kit.)

Ripless Paper Piecing Daphne Greig 9:00 a.m. – 3:30 p.m.

Shine & Shimmer \* Susan Paynter 9:00 a.m. – 3:30 p.m.  
 (Limit of 10/class)

Medley of Appliqué Techniques Ursula Riegel 9:00 a.m. – 3:30 p.m.

**Sunday 03 Oct. 10**

Making A List & Checking it Twice \* Mary Ruzich 9:00 a.m. – 3:30 p.m.

Bamboo Grove Daphne Greig 9:00 a.m. – 12:00 p.m.  
 12:30 p.m. – 3:30 p.m.

(Morning workshop is a “stand alone” class; however, you need to take the morning class if you are signing up for the afternoon class.)

Bark, Branches & Organics \* Susan Paynter 9:00 a.m. – 3:30 p.m.  
 (Limit of 10/class)

Picture Perfect Appliqué Ursula Riegel 9:00 a.m. – 3:30 p.m.

See Barb Messer for more info. – Accommodations, Billeting, Ferry Schedule, Registration, Workshops, Block, Challenge, etc.

## May 2010

Sunday	Monday	Tuesday	Wednesday	Thursday	Friday	Saturday
						1
2	3	4	5	6 General Meeting 7pm Refreshments H I J K	7	8 Powell River Fine Arts Club Spring Sale 10:00 5395 Timberlan
9	10	11	12	13	14 Bus Trip to Vic. Quilt Show Victoria Quilt Show →	15
16 ← Workshop Gloria Loughman Vic. Quilt Show →	17	18	19	20 Executive Meeting 12	21	22 Cupcake Tea and Sale 10-4
23 /	24 /	25	26	27 We Care Day.	28	29 Workshop for sewing tote Barb Messer
30	31					

## June 2010

Sunday	Monday	Tuesday	Wednesday	Thursday	Friday	Saturday
		1	2	3 General Meeting 7pm Refreshments L M N.	4	5
6	7	8	9	10 (setup 6:00) Pot Luck Dinner 6:30 Garage Sale / Loony Auction	11	12
13	14	15	16	17 Executive Meeting (noon)	18 ← Nanaimo Quilt Show Beban Park →	19
20 Nanaimo Quilt Show Beban Park.	21	22	23	24 We Care Day.	25	26
27	28	29	30			





Mary Savy, Marilyn Rixin and Annette Friis, members of Glacier View Lodge Auxiliary accept a Queen Size Raffle Quilt from the Comox Valley Schoolhouse Quilter Guild represented by Gail Abel and Joan Fentiman. Marie Trimmer and Margaret Kelly were the organizers of a group of guild women who cut and pieced the quilt. Marie Trimmer did the quilting on her Long Arm Machine at her store, the Cumberland Quilt Shop. Watch for the Glacier View Lodge Auxiliary Raffle to start in late summer or early fall.



Guild Members hand sewing the binding on the Charity Quilt made for Glacierview Lodge to raffle

# The Cumberland Quilt Shop

We will be celebrating our 2nd  
birthday on June 1st.

**30% off**

All fabric  
All thread including, Metler cotton,  
YLI silk and metallic


30% off DVD's from  
Nine Patch Media

SALE RUNS JUNE 1st until June 5th  
From 10am to 5pm

Visit us at 3314 7th Street Cumberland.  
Phone: 250-336-2624  
[www.cumberlandquiltshop.com](http://www.cumberlandquiltshop.com)

## A Word Search Puzzle for you - From Moreen Reed

*The secret to creating straight scans escapes me! Sorry! Editor*



WORD SEARCH  
ALL BLOCKED  
AGAIN

GRAPEVINE  
RAILROAD  
OMBRE  
LOGCABIN  
ROSEBUD  
FORMALGARDEN  
VIRGINIA  
LEAPFROG  
STOPSIGN  
BARN  
NOCTURNE  
TULIP  
FOURWINDS  
SQUAREDEAL  
AIRPLANE  
OLD MAID  
ANVIL  
DEVILSCLAW  
BASKET WEAVE  
WILDWAVES

### THE ANSWERS TO APRIL'S PUZZLE!

The (1a **FABRIC** used for the (6d **QUILTS** was (3a **AUDITION** ed and found to contain (54 **ACORN** husks instead of the bamboo we expected. This caused a lot of (4a **TENSION** amongst the most (2a **ANAL** of our members. The knitters (3d **BASTE** d their quilts with a modified (4d **PURL** stitch which they found on (2d **AN** (7d **OLEO** package in the (1d **FA** r reaches of the OAP Hall fridge.

*THE consensus at the April Meeting was overwhelmingly in favour of returning to the WORD SEARCH PUZZLES of yore! WE hear you! We OBEY!*

## A Poem for Patchworkers

Patchworkers are a different breed  
 The things we hope for, the things we need,  
 We wish for fabric to finish that row  
 We sometimes wish our guests would go

We wish all day for that time to be  
 That special time – that time for ME  
 Each needle is threaded, the colours arrayed,  
 Scissors and pattern have been carefully laid

Now we relax, this is our pleasure  
 Stitching this piece of soon-to-be treasure  
 We always ignore that mental warning  
 Stitching all night makes it rough in the morning

But times' unimportant, we don't heed clocks  
 We just need fabric and a sewing box  
 Our project awaits us, now we proceed  
 This must be Heaven – what more do we need?

## CREATIVITY RECIPE

Ingredients for being Creative:

Creativity itself is easy to find  
 All it takes is a willing hand and mind  
 Start with some cloth, and a needle and thread  
 And perhaps some scraps stuffed under the bed  
 Mix with talent and true dedication  
 And just for good measure apply concentration  
 Blend this together in a room that's a mess  
 And you've unleashed creativeness

**1/2 a MONTH of TIPS from Fons and Porter**

May 1st - to make the elusive notch in a spool of thread easy to find, mark the notch with a permanent marker before removing the thread from the notch the first time.

May 2nd - Protect the tips of your scissors with a length of vinyl tubing from your local hardware store.

May 3rd - Make yourself a thimble with an inverted top by using an inverted wide headed nail. Place the head of the nail on the top of the thimble. Tap the point of the nail gently with a hammer to form a depression in the top of the thimble.

May 4th - Use a small piece of tape wrapped around your finger, sticky side out, to remove stray threads left after ripping out a seam.



Pippa Moore, our member and guest speaker for April showed us the history of Art Deco, and the marvelous things that could be done with it. Her trunk show was very well received and enjoyed.

**Half a MONTH of TIPS Cont'd -**

May 5 - Pin a small, zipper type plastic bag to your quilt to store your thread, small scissors, and other notions to keep them from wandering away between hand quilting sessions.

May 6th - For a comfortable, tight fit, coat the inside of your thimble with "sticky stuff" used for sorting papers. A thin coating of rubber cement will give the same result.

May 7th - For appliqué or embroidery work, keep multiple needles threaded with all the colours you need. You'll save time and thread.

May 8th - Write the size and type of machine needle you are currently using and the date you began using it on a small piece of masking tape and stick it to the side of your machine. Remember to use the correct type and size of needle for the job at hand and to change the machine needles frequently.

May 9th - Dental Floss threaders make great needle threaders for embroidery floss or yarn. (ED: also make good needle threaders for SERGERS!)

May 10th - Strips of self adhesive sandpaper from the hardware store make great non-slip aids for your rotary cutting rulers. Cut narrow strips and place them on the underside of your ruler.

May 11th - To create a 1/4 inch seam guide for machine piecing, use sticky-backed mole foam cut in a narrow strip and positioned to guide your fabric at the correct seam width. The thickness of the mole foam creates a ridge that the fabric slides along.

May 12th - To make a thimble fit more snugly and comfortably, wear a rubber finger tip under the thimble. Cut the band off the rubber finger tip so it fits just below your knuckle.

May 13th - Use an empty boutique style tissue box as a portable waste container. It's pretty, portable, and can be at your fingertips. Even if it is accidentally tipped over, the contents will not spill easily.

May 14th - If you find a flaw in your fabric, mark it with a small brass safety pin, piece of masking tape, or stick on label to remind you to avoid the flaw when cutting.